



ANNUAL REPORT 2017-18

NOTICE OF BOMBAY ORTHOPAEDIC SOCIETY'S ANNUAL GENERAL MEETING



EXECUTIVE COUNCIL (2017-2018)

PRESIDENT

DR. C. J. THAKKAR

IMMEDIATE PAST PRESIDENT

DR. ASEEM PAREKH

PRESIDENT ELECT

DR. A. B. GOREGAONKAR

VICE-PRESIDENT

DR. AMIT AJGAONKAR

SECRETARY

DR. SANJAY DHAR

TREASURER

DR. RAJESH GANDHI

EXEC. COUNCIL MEMBERS

DR. NEERAJ BIJLANI

DR. HARSHAD ARGEKAR

DR. SANJAY GARUDE

DR. S. S. BAVA

DR. GAUTAM ZAVERI

DR. SUDHIR SHARAN

25th December, 2017

NOTICE

Annual General Meeting of Bombay Orthopaedic Society (BOS) will be held at **Hotel Courtyard Marriot, Andheri, Mumbai on February 4, 2018 at 9.00 am**. If there is no quorum, the meeting will be reconvened in 30 minutes; the members then present will form the quorum.

PROGRAMME

Day & Date: Sunday, February 4, 2018

Venue: Hotel Courtyard by Marriot, Andheri, Mumbai

09.00 onwards	Annual General Meeting: Call to Order
10.30 - 11.00	Coffee Break
10.30 - 12.30	Election process will commence and will continue alongside AGM
12.30 - 01.30	Lunch counters open while the meeting continues. All the members attending the meeting are invited to the lunch hosted by the BOS. Please register online for lunch -Visit the following link: http://goo.gl/forms/XMcb4bDndI OR on telephones +91 22 2438 3498 / 2438 3499 at BOS Secretariat, Vama Events office by 01.00 pm on January 28, 2018.
1.30	Meeting Concludes

Yours' truly

Dr. Sanjay Dhar

Hon. Secretary

A PHOTO IDENTITY CARD IS MANDATORY TO ATTEND GBM AND CAST A VOTE AT THE ELECTION.

A member is required to remember his membership number.

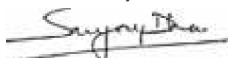


NOTICE OF BOMBAY ORTHOPAEDIC SOCIETY'S ANNUAL GENERAL MEETING

AGENDA

1. Apologies and leave of absence.
2. Condolences if any.
3. To confirm and pass the minutes of the AGM held on Sunday, January 22, 2017 at Grand Hyatt, Kalina, Mumbai and matters arising from the minutes.
4. To confirm and pass the minutes of the EGBM held on Sunday, October 10, 2017 at Wadia Hospital, Parel, Mumbai and ratify the constitutional amendments and discuss other matters arising from the minutes.
5. To report on BOS and WIROC Trademark
6. President's Address: Dr. C. J. Thakkar
7. Presentation of the Hon. Treasurer's report and audited statement of accounts for the year 2016-17. Members are requested to send in writing or email (secretarybos@gmail.com/secretary@bombayorth.com) their queries and corrections arising out of minutes of last AGM, EGBM 2017, Secretary's report, and statement of accounts to our BOS Secretariat by January 31, 2018.
8. Presentation of the Hon. Secretary's report: Dr. Sanjay Dhar
9. Appointment of the accountant and the auditor for the year 2017-18.
10. To approve EC's recommendations to confirm clinical meetings and appoint conveners for various BOS academic courses and approve new courses for the year 2018-19.
11. A new proposal for creating an "INTERNAL AUDIT COMMITTEE": Dr. Anand Thakur (Proposal attached).
12. To declare Best Clinical Meeting Award.
13. BOS Protocols Book copywriting and future editions.
14. To report on space for BOS office (Dr. Sandeep Sonone).
15. To appoint Webmaster for the BOS website and BOS App - Terms of appointment and function.
16. WIROC 2017 - Organizing Secretary's report: Dr. Neeraj Bijlani and Dr. Harshad Argekar.
17. Ratification of dates, venue, and names of the Organizing Secretaries for WIROC 2019.
18. To confirm speakers for the R. J. Katrak Oration and K. T. Dholakia Lecture for WIROC 2018 and select stand-by speakers who will be the confirmed candidates for WIROC 2019.
19. Report on Research Projects and allotment of funds to Research Committee for future BOS Research activities.
20. Update on research Project on Bone Scaffolds by Dr. Sujata Aiyer.
21. Report on BOS Official Journal 'JCORTH": Dr. Nicholas Antao / Dr. Ashok Shyam.
22. Report on BOS Library Project and allotment of funds for BOS library: Dr. Anand Thakur.
23. To update 'Good Practices Guide Book' for 'WIROC' meetings, Hon. Secretary & Hon Treasurer's office management.
24. To approve applications for BOS membership (List attached).
25. President Elect's address: Dr. Arvind Goregaonkar.
26. Any other matter with the permission of the chair.
27. Vote of thanks by Hon. Secretary (Welcome new members).

Yours' truly



Dr. Sanjay Dhar
Hon. Secretary

NOTICE FOR THE ANNUAL ELECTION OF BOMBAY ORTHOPAEDIC SOCIETY



Elections for the following posts in Executive Council will be held during the Annual General Meeting (AGM) of the Bombay Orthopaedic Society (BOS) on **Sunday, February 4, 2018 at Hotel Courtyard by Marriot, International Airport, Mumbai.**

- **PRESIDENT ELECT:** 1 Post - Vacant
(1-year term; Dr. Arvind B. Goregaonkar takes over as President on April 1, 2018)
- **VICE-PRESIDENT:** 1 Post - Vacant (1-year term; Dr. Amit Ajgaonkar retires)
- **SECRETARY:** 1 Post - Vacant (2-Year Term: Dr. Sanjay Dhar retires)
- **TREASURER:** 1 Post - Vacant (2-Year Term: Dr. Rajesh Gandhi retires)
- **MEMBERS OF EXECUTIVE COUNCIL:** 2 Posts - Vacant
(3-year term; Dr. Neeraj Bijlani & Dr. Harshad Argekar retire after completing 3 years in the Council)

Members desirous of contesting the election to these posts should complete a nomination form and return it to the **Hon. Secretary, at the Society's Office on or before 5.00 pm on January 25, 2018.** A member may apply for only ONE post. A copy of the nomination form may be obtained from BOS office.

Last date to withdraw nomination is January 31, 2018 by 5.00 pm.

Faxed or Emailed nomination forms will NOT be accepted. BOS does not take the responsibility for any postal/courier delays. There will be no election in the event the number of candidates is same as the vacant posts. Other rules governing the election process are mentioned below.

Address to send the nomination forms: (only hard copies will be accepted)

Dr. Sanjay Dhar, Hon. Secretary, Bombay Orthopaedic Society, C/o Vama Events, Anmol Cooperative Housing Society, Office No. 004, Ground Floor, Sakharam Keer Marg, Mahim, Mumbai 400 016 Tel.: +91 22 24383498 (Monday - Saturday: 10.30 am - 5.00 pm)

ELECTION RULES

- Executive Council has appointed Dr. Aseem Parekh as The Chief Election Officer.
- All applications will be scrutinized by him in consultation with the President and the Secretary.
- Election is by secret ballot.
- All ballot papers will be signed by the Chief Election Officer.
- The candidates are expected to adhere to a high moral code of conduct.
- Once AGM commences, campaigning must stop.
- Election process will start at 10.30 am during Coffee break of AGM. The process will be concluded at 12.30 pm. Any member not in the voting queue by 12.30 pm will not be allowed to cast his vote.
- The candidate or his (one) representative may be present during the counting process.
- Disputes, if any will be considered by a Council (President, Secretary and the Chief Election officer) and their decision is final and binding.

PHOTO IDENTITY CARD IS MANDATORY TO CAST VOTE.

Dr. Sanjay Dhar

Hon. Secretary

Date: December 25, 2017



BOMBAY ORTHOPAEDIC SOCIETY NOMINATION PAPER

Election for President Elect, Vice-President for 1 year, Hon. Secretary, Treasurer for 2 years and 2 Members of Executive Council for 3 years.

I,offer my services as

- President Elect.
- Vice-President
- Secretary
- Treasurer
- Member of Executive Council

of the Bombay Orthopaedic Society for the year 2018-2019.

I have been

- Life Member of the BOS for years (minimum 5 yrs.)
- Executive Council member for years
- WIROC Secretary in year
- Secretary & Treasurer for years
- Vice - President for years

I, agree to serve as
.....if elected.

Signature:

I, life member of the BOS, propose the name of
..... as..... for the year 2018-2019.

Signature:

I, life member of the BOS, second the name of
..... as..... for the year 2018-2019.

Signature:

Send the completed nomination forms (only hard copies will be accepted) to:
Dr. Sanjay Dhar, Hon. Secretary, Bombay Orthopaedic Society, C/o Vama Events, Anmol CHS, Office No 004,
Ground Floor, Sakharam Keer Marg, Mahim, Mumbai 400 016 | Tel.: +91 22 24383498
(Monday - Saturday: 10.30 am - 5.00 pm)

Last date for filing nomination forms: January 25, 2018 by 17.00 hrs.
Last date for withdrawal of forms: January 31, 2018 by 17.00 hrs.
No faxed forms will be accepted. BOS does not take the responsibility for any postal/courier delays.
A member can contest for only ONE post.

CALL FOR INSTITUTES TO HOST CLINICAL MEETINGS



Applications are invited from Head of Department of institutes desiring to hold the BOS Clinical Meetings for 2018-2019.

Minimum criteria are:

1. AC Hall of 100 capacity
2. Mumbai, Navi Mumbai or Thane
3. P. G. Training Institute with at least 2 units
4. Clinical work which can hold a good meeting
5. Presentations with clinical cases is mandatory
6. MMC accreditation is mandatory

The applicants will be scrutinized and the EC will allocate meetings.

There are 6 full meetings on first Sunday of even months of the year namely; June, August, October (2018), February & April (2019)

Applications should be made in writing or Email to **Hon. Secretary, Bombay Orthopaedic Society, secretary@bombayorth.com giving relevant details supporting the bid.**



REPORT OF THE PRESIDENT

Dear Colleagues,

At the outset I thank our esteemed members to have given me an opportunity to serve Bombay Orthopaedic Society as its President for year 2017-18.

Sir John Charnley, pioneer of hip replacement surgery and perfectionist to the core, in his book describing low friction arthroplasty said, this surgery is an exercise in mechanical engineering. He divided the surgical procedure into various stages, right from patient position, painting, draping to final stitches and post-operative regimen. Each of these stages he divided into multiple steps and for each of these stages he created a protocol and a separate tray of instruments. This was his way of replicating success.



When I took over as President, my vision was to train our selves into habit of following protocols not only to minimize surgical complications, but also to repeat success in each and every surgery that we perform. To begin with, the first thing to do is to accept that there is a complication, and then find out exactly at what stage of surgery did something started going wrong. If one could divide the surgery into various stages as done by Sir Charnley, then it may become easier to repeat success. And this gave birth to book on protocols. Dr. Harshad Argekar deserves pat on the back for success of this book.

Second thing was to present our own complications in an open forum and invite all the delegates to actively participate by bringing their complications for presentation. This proved to be a big success and we all learnt more than learning from successful results.

WIROC 2017 became a grand success because of these two new ideas and of course because of excellent program drawn out by the dynamic Organizing Secretaries and ideas shared by our Scientific Committee and Organizing Committee.

Bombay Orthopaedic Society is reputed for teaching. We have various courses, clinical meetings and Master classes. These bring surgeons from across the country to us. Our course conveners, institutes holding clinical meetings and master classes make tremendous efforts to make these events educative. Maharashtra Orthopedics Association awarded us the best chapter award considering our high standards of teaching. I congratulate all the conveners for the achieving this success.

I must thank my President Elect, Vice President, Secretary and the Executive Council who, in my physical absence from the scene, steered all the activities in commendable way. Dr. Neeraj Bijlani and Dr. Ashok Shyam saw to it that using the internet, not only I participated at various EC meetings but also could participate in WIROC actively.

Before I end my term, I have a suggestion to make. During the year, we conduct many courses involving cadaveric dissections. With present cadaver preservation techniques we can use the cadaver only for 24 hours after it is taken up for dissection, thereby wasting a very valuable resource. I have done some study on Thiel method of preservation used at Chula lab in Bangkok where many international courses are conducted. These cadavers remain good for close to two years at room temperature and have a feel of near normal anatomy. To initiate this method we need funds to establish a good cadaveric lab and get training for the same. I am in touch with someone who managed cadaver lab at Dundee and is willing to train our anatomy departments across the city.



The method requires some chemicals that go into making explosives and hence need special permission to purchase and store. This would need help from ministry of health and I am confident of obtaining the same, considering the impact it would have on surgical training, not only for orthopaedics but for the other specialities too.

With these words, I take your leave but before that, if there were any short comings, I take the responsibility for the same because I was physically away for most of my tenure and may be something could have been better done if I was available on the scene.

The Executive Council deserves applause for the success of year 2017.

Thanks

Dr. C. J. Thakkar

President, BOS (2017-18)



REPORT OF HON. BOS SECRETARY

Dear BOS Members,

Season's Greetings and Happy New Year.

Once again, I wish to thank all the members for allowing me the privilege of being the Secretary of this wonderful organisation.

Last year has been an exciting year as far as BOS activities are concerned.

Some excellent Courses, well attended Masters Series and Clinical Meetings topped with a highly appreciated WIROC 2017 defined the well-entrenched academic outlook of our great organisation.

Things in BOS work on an auto mode, thanks to the values and principles set by our teachers and predecessors.

The trend for the year was set by our enigmatic President Dr. C. J. Thakkar with his innovative theme - **Follow Checklists, Avoid Disasters**. The idea was to focus on disasters and complications during orthopaedic surgeries and how to deal with them. What initially seemed a controversial course for the year, culminated in a highly appreciated WIROC 2017 revolving around the same theme "Perfection through Protocols.

The year started with AGM on January 22, 2017 at Grand Hyatt Hotel (Minutes attached). Elections for various vacant posts were held, Dr. Arvind Goregaonkar was elected unopposed as President Elect, Dr. Amit Ajagaonkar unopposed as Vice President while Dr. Gautam Zaveri and Dr. Sudhir Sharan were elected as EC Members.

The commitment of EC and approved by General Body to go paperless continued this year as well, thus all communications except Calendar of Events (COE), WIROC brochures, and Annual Report were sent in digital form.



CLINICAL MEETINGS

Clinical meetings continue to be the highlight of our academic activity. First 3 meetings continued to have 2 hours PG teaching.

In all the meetings, good clinical cases followed by excellent discussions was the hallmark.

The clinical meeting at Wadia **was a half day** meeting as Extra Ordinary General Body Meeting was held after the meeting.

February 5, 2017: J. J. Hospital, Mumbai

April 2, 2017: K.E.M. Hospital, Parel, Mumbai

June 4, 2017: B. Y. L. Nair Hospital, Mumbai Central, Mumbai

August 6, 2017: L. T. M. G. Hospital, Sion, Mumbai

October 8, 2017: Wadia Children's Hospital, Parel, Mumbai

Forthcoming Clinical Meeting

April 1, 2018: H. B. T. Medical College, Cooper Hospital, Juhu, Mumbai

EC members have discussed the plans to improve the involvement of the peripheral institutions to participate in clinical meetings more actively to prevent it from becoming the domain of the 4 teaching Institutes only.



MASTER CARES MASTER SHARES PROGRAM

Every year, Master Series Programs are becoming popular as the themes are interesting and serve as a good platform to discuss popular orthopaedic topics amongst masters, and juniors threadbare. Dr. Amit Ajgaonkar as Vice President conducted Master Series sessions throughout the year. Good innovative themes with excellent faculty ensured that all the Master Series meetings were of high quality and well attended.

Following Master Series Sessions were conducted:

Date : May 14, 2017

Topic : Paediatric Musculoskeletal Infections
Convenors : Dr. Sandeep Patwardhan, Dr. Binoti Sheth
Venue : L. T. M. G. Hospital, Sion, Mumbai
Attendance : 42

Date : July 2, 2017

Topic : Osteoporotic Fractures
Conveners : Dr. N. S. Laud, Dr. Harish Bhende
Venue : L. T. M. G. Hospital, Sion, Mumbai
Attendance : 58

Date : September 3, 2017

Topic : High Tibial Osteotomies
Convener : Dr. Roshan Wade
Venue : K. E. M. Hospital, Mumbai
Attendance : 110

Date : November 5, 2017

Topic : Preventing Failures in Metaphyseal Fractures
Convener : Dr. Sanjay Dhar
Venue : Dr. D. Y. Patil Medical College, Navi Mumbai
Attendance : 115

Date : January 7, 2018

Topic : Non-Union and Delayed Presentations
Convener : Dr. Mangal Parihar
Venue : H. B. T. Medical College & Cooper Hospital, Mumbai
Attendance : 120

FORTHCOMING MASTER SERIES CMEs

Date : March 4, 2018

Topic : Infected Arthroplasty and Revisions
Conveners : Dr. Milind Patil, Dr. Ashish Phadnis
Venue : Jupiter Hospital, Thane



J.C. TARAPORVALA MEMORIAL BOS PG CLINICS

Convener : Dr. A. R. Karkhanis

Co-Conveners : Dr. Rujuta Mehta / Dr. Sunil Shahane

1. Clinic at Cooper Hospital on February 12, 2017

Faculty: Dr. Sunil Shahane, Dr. Ashwin Samant and Dr. A. R. Karkhanis

Cases: Monteggia variant in a child, Adult Hip with AVN and osteotomy plate done, Non-union Fracture Tibia Fibula, T. B. Spine with paraplegia, OA Knee.

2. Lecture at CPS on February 9, 2017: Dr. A. R. Karkhanis (Two hours)

A) Damage control Orthopaedics

B) Bone healing

3. Case at Nanavati Hospital Auditorium: Dr. Mihir Bapat - Spondylolisthesis L4/5

4. Clinic attended at the BOS P G course following the BOS Clinical Meeting on April 2, 2017

Faculty: Dr. Mohan Desai, Dr. S. S. Bava, Dr. V. Laheri and Dr. A. R. Karkhanis

Cases: Non-union tibia, Non-union femur, Potts paraplegia, Bilateral AVN of the hips and Chondromyxoid fibroma

5. Clinic at R. N. Cooper Hospital on April 24, 2017

Faculty: Dr. Sunil Shahane, Dr. Ashwin Samant and Dr. A. R. Karkhanis

Cases: Solitary osteochondroma, Bilateral AVN Hips, Koch's spine, Rickets, Bilateral malunited Colles fracture and Malunited supracondylar fracture of the humerus.

6. Clinic at R. N. Cooper Hospital on May 7, 2017

Faculty: Dr. Aditya Kaushik, Dr. Sunil Shahane

Cases: Radial nerve palsy, Median and ulnar nerve palsy, Finger contracture, AVN hip and non-union of fracture Tibia Fibula.

7. Brachial Plexus Injury at Nanavati Hospital Auditorium on July 16 & July 23, 2017

Faculty: Dr. Aditya Kaushik

8. Clinic at R. N. Cooper Hospital on July 30, 2017

Faculty: Dr. Sunil Shahane, Dr. Aditya Kaushik and Dr. A. R. Karkhanis

Cases: Child nonunion of fracture neck of femur, Radial nerve palsy, Tendon injury of FDP and FDS, Shoulder subluxation with COM upper humerus

9. Clinic at Cooper Hospital

Faculty: Dr. Atul Bhaskar and Dr. Ashwin Samant

Cases: Old Perthes disease, Genu valgum, Torticollis and Cubitus Varus

Two PG Clinics were held between the months of April and June, 2017 in Wadia Children's Hospital. Cases covered DDH, Malunited supra Condylar humerus, genu valgus and club foot. Four more will be conducted between January & March 2018 in co-ordination with Dr. Karkhanis and BOS Office on selected pre-announced Wednesdays to avoid clashes with other institution clinics.



In the year 2018-2019, besides these Clinics, I am holding some lectures in Brachial Plexus and Peripheral Nerve Injuries, Tendon injuries and Rheumatoid hand at Nanavati Hospital Auditorium on Sundays. These will be conducted by Dr. Aditya Kaushik. Since there is a PG Clinic after each of the five BOS Clinical Meeting of the year, I am going to announce about the same for the Post Graduates so they can attend and take the additional advantage of these Post Graduate clinics.

Dr. Jairam Jagiasi, Head of Department, Cooper Hospital has now joined as a co-convener for the BOS Dr. J. C. Taraporvala Memorial Post Graduate Clinic and I welcome his participation.

My sincere and heartfelt thanks to Dr. Sunil Shahane who had been the co-convener for this course at Cooper Hospital since its initiation 5 years ago. His contribution towards the presentation, investigation and treatment in the cases which had been presented by the Post Graduates was enlightening. His help has been monumental and I wish him All the Best.

My sincere thanks to Dr. Rujuta Mehta and her team at Wadia Children's Hospital for conducting the course in paediatric orthopaedic cases and thanks to the entire faculty who contributed for the Clinics at Cooper Hospital.

Dr. A. R. Karkhanis
Convener

Dr. Rujuta Mehta
Co-convener

—  —

BOS OUTREACH PROGRAMME

This programme was started last year to extend the scientific and academic activities to peripheries of Greater Mumbai. Not many peripheral institutions came forward to host the meeting in the outskirts of Greater Mumbai.

Only one meeting was hosted this Year at Rajiv Gandhi Medical College, Kalwa, Thane

Convener : Dr. Abhay Kulkarni

Date : May 21, 2017

—  —

CME'S AND COURSES

During 2017-2018, BOS is conducting 27 Courses, out of which 9 new courses were conducted. Most of the courses were well attended and appreciated.

—  —

HIP PRESERVATION COURSE

Convenor : Dr Sanjay Garude

Co-Convenor : Dr Vaibhav Bagaria

Mentor : Dr. A. B. Goregaonkar

Venue : L. T. M. M. C. Sion Hospital, Mumbai

Date : June 24, 2017

Delegates : 14 / 24

The first hip course was conducted on June 24, 2017 at L. T. M. M. C. and L. T. M. G. Hospital. We understand that it is possibly one of the first such hands-on cadaveric course ever conducted in the country.



The faculty included Dr. Chaitanya Waghchoure, Dr. Bhawan Paunipagar, Dr. Harshad Argekar, Dr. A. B. Goregaonkar, Dr. Mohan Desai, Dr. Vaibhav Bagaria, Dr. Yajuvendra Gawai, Dr. Shreyas Gajjar, Dr. Deepak Tambe, and Dr. Sanjay Garude.

It was attended by 18 delegates. The morning session was dedicated to talks pertaining to examination, imaging, and approach to open as well as arthroscopic hip preservation surgery.

Post lunch, the delegates were split into two groups; those registered for hands-on cadaveric workshop and those registered for open surgery cadaveric demonstration.

The cadaveric group was initially taught the basics of portal preparation on an artificial model specially imported for this course from Germany.

Thereafter, they were distributed with three delegates per hip for the hands-on cadaveric training. There were 4 hips and thus 12 delegates. Each hip was put on traction and the hip was distracted under C arm control. The delegates proceeded to make all portals to central compartment and had a feel of diagnostic scopy followed by peripheral compartment arthroscopy. They all used a 70-degree scope for this and appropriate cannulated needles and instruments were provided.

The delegates for the open surgery were demonstrated the approach to safe surgical dislocation of the hip. This was then followed by the delegates performing this on their own on the cadaveric hip.

The full day, MMC accredited course went off very well and the feedback received was positive.

We wish to put on record the fabulous support extended by the Anatomy and the Orthopaedic Department of Sion Hospital.

Dr. Sanjay Garude



PELVI-ACETABULAR COURSE

Convener : Dr. Shaligram Purohit
Co-Convener : Dr. Pradip Nemade
Venue : K. E. M. Hospital
Dates : July 7 -9, 2017
Delegates : 26 / 30

On the first day, the convener and co-convener, welcomed the delegates and inaugurated the course. Dr Pradeep Kothadia, addressed the delegates and discussed how the management of pelvi-acetabular fractures that has evolved over past few decades.

During the pre-lunch session, basics of pelvis and acetabular fracture, its imaging and management of common fractures was discussed. Following lunch, common complications and technical notes were discussed. Following tea break, Imaging workshop was carried out to have one-to-one interaction and active participation of the delegates. The course officially inaugurated by Head of Department, Orthopaedics Dr. S. K. Srivastava. He addressed the delegates and highlighted the importance of giving emphasis of this speciality of orthopaedics. At the end of the first day, Instrumentation workshop was conducted and delegates were made acquainted with special reduction instruments and implants required in pelvi-acetabular surgery. Overall satisfaction of the delegates was very good. The day ended at 7.00 pm.



On July 8, 2017, lectures of management of complex acetabular fractures were taken and panel discussion was taken on various aspects of pelvis and associated fracture of acetabulum management and complications. Live surgery demonstration of vertical shear pelvic fracture revision surgery was relayed from operation theatre, with active two-way interaction between delegates and faculties. Following lunch break, anterior column posterior hemitransverse acetabular fracture with sacrum fracture fixation was relayed live. At the end of the day, saw bone workshop was conducted wherein delegates practiced various fixation modalities in pelvi-acetabular fractures on saw bone models. The day ended at 7.30 pm

On July 9, 2017, lectures on delayed presentations and special conditions in acetabular fixation was taken from 8.00 to 10.00 am. At 10.00 am, the cadaveric workshop was conducted in the Department of Anatomy. Demonstration of various approaches to acetabulum (Ilioinguinal, subinguinal, Stoppa's, Kocher-Langenbeck approach) was done with live relay on screen. Delegates did cadaveric dissection following the demonstration and faculties guided them at each station. One cadaver was allotted to 4 delegates (2 per side). The delegates were provided with basic instruments for dissection and fixation. Course material was given to delegates in electronic form.

Feedback forms were collected and certificate distribution was done. The day ended at 4.00 pm and the course was declared to be over after a valedictory function.

Feedback given by delegates:

TOPIC	EXCELLENT	GOOD	FAIR	POOR
Communication	16	2		
Content	14	4		
Presentations	13	4	1	
Faculty	16		2	
Course Material	10	5	3	
Venue	9	6	2	1
AV	9	7	2	
Catering	7	8	3	
Value For Money	11	6	1	
Overall Rating	11	6	1	

Dr. Shaligram Purohit



BASIC ARTHROPLASTY COURSE

Convener : Dr. Mohan Desai
Co-Convener : Dr. Atul Panghate
Venue : K. E. M. Hospital, Mumbai
Dates : July 13 - 16, 2017
Delegates : 31 / 30

Day 1: July 13, 2017

The day started sharp at 8:30 am with the inauguration ceremony by Dr. M. M. Desai, Dr. Atul Panghate, Dr. B. Dasgupta, Dr. S. V. Vaidya, Dr. Roshan Wade, and all the senior faculties and residents of K. E. M. Hospital. Followed by lectures of Dr. B. Dasgupta, Dr. Pradeep Nemade and Dr. Mohan Desai, Dr. S. V. Vaidya demonstrated a live total knee replacement moderated by Dr. Vaibhav Bagaria.

Series of lectures continued by Dr. Vaibhav Bagaria, Dr. Mohan Desai, Dr. S. S. Mohanty, which was followed by live demonstration of total hip replacement by Dr. Atul Panghate moderated by Dr. Sudhir Sharan.

Two lectures followed by live demonstration of TKR by Dr. S. S. Mohanty moderated by Dr. Milind Sawant followed by lunch and series of lectures on computer navigation by Dr. S. V. Vaidya.

Live demonstration of total hip replacement by Dr. S. S. Mohanty moderated by Dr. Jayesh Baviskar followed by lectures of Dr. A. B. Goregaonkar and Dr. S. S. Mohanty.

Ending with live demonstration of THR by Dr. Mohan Desai and lecture by Dr. S. S. Mohanty.

Saw bone workshop held by DEPUY for knee and hip replacement.

Day 2: July 14, 2017

The day started sharp at 8:30 am with lecture by Dr. Atul Panghate, Dr. Naushad Hussain and Dr. S. S. Bawa.

Followed by live demonstration of TKR by Dr. Mohan Desai moderated by Dr. Naushad Husain, Lecture continued by Dr. Naushad Husain and tea break, which was followed by live demonstration of Total hip replacement by Dr. Mohan Desai, moderated by Dr. Atul Panghate followed by Case Based Panel Discussion with panelists as Dr. Naushad Hussain, Dr. Atul Panghate, Dr. S. V. Vaidya, Dr. Bibas Dasgupta. Moderated by Dr. Vaibhav Bagaria. followed by live demonstration of THR by Dr. Mohan Desai moderated by Dr. Atul Panghate followed by lunch and series of lectures followed by Live demonstration of Total hip replacement by Dr. Mohan Desai and moderated by Dr. Sandip Biraris and Dr. Pradeep Nemade.

Ending with lectures by Dr. Sandip Biraris and Dr. S. R. Mukhi and Dr. Mohan Desai. Saw bone workshop held by Smith and Nephew for knee and hip replacement.

Day 3: July 15, 2017

The day started sharp at 8:30 am with lectures by Dr. Umesh Kulkarni and Dr. Sunil Shahane.. Followed by the lectures, live demonstration of UKR by Dr. Mohan Desai moderated by Dr. Umesh Kulkarni, lecture continued by Dr. S. S. Mohanty and Dr. Sunil Shahane, and tea break, which was followed by live demonstration of Total hip replacement by Dr. Mohan Desai and moderated by Dr. Sunil Shahane followed by series of lectures by Dr. S. S. Mohanty, Dr. Pradip Nemade, Dr. Sudhir Sharan. followed by live demonstration of THR by Dr. Mohan Desai moderated by Dr. Pradeep Nemade followed by lunch and series of lectures followed by Dr. Pradeep Bhosale.

Live demonstration of Total hip replacement by Dr. Mohan Desai and moderated by Dr. S. S. Bawa and Dr. Kapil Pawar.



Ending with lectures by Dr. Sujata Aiyer.

Workshop held by LINK for UKR moderated by Dr. Mohan Desai, Oxford UKR workshop moderated by Dr. Umesh Kulkarni and Exeter cemented THR workshop by Dr. Atul Panghate.

Course dinner was conducted at 8.00 pm

Day 4: July 16, 2017

Last day started with cadaveric workshop at sharp 9.00 am.

DePuy and Smith & Nephew cadaveric workshop for knee and hip moderated by Dr. Mohan Desai, Dr. Pradeep Nemade, Dr. Roshan Wade, Dr. Sandeep Biraris, Dr. Vaibhav Bagaria, Dr. Atul Panghate.

Dr. Mohan Desai demonstrated UKR on cadaver.

Valedictory was held at 4:30 pm

Dr. Mohan Desai



BASIC CONCEPTS IN DEFORMITY CORRECTION

Convener : Dr. Mangal Parihar
Co-Convenor : Dr. Ankit Marfatia
Venue : Sir J. J. Group of Hospitals & GMC, Mumbai
Dates : July 22 - 23, 2017
Delegates : 18 / 40

This was the second time that the course was conducted in the present format, following up and building on a similar course conducted last year.

The course was 'designed' to transmit in a thorough manner, the concepts of deformity planning and correction, independent of the method of correction.

Learning Outcomes: At the end of the course - the delegate should

1. Describe the planning axes - anatomic, mechanical & joint orientation lines
2. Perform the malalignment test and locate the CORA in a simple diaphyseal or metaphyseal deformity
3. Perform the malalignment test and recognise a multi apical deformity and apply the concept of a 3rd line
4. Describe osteotomy rules 1 & 2, and use them to plan for angulation-translation when required.
5. Use paper tracings and OHP to simulate the correction of deformity and fine tune if needed.

We had really no lectures in the course; only workshops which tackled the various deformity scenarios in an ascending order of complexity.

We had a workbook with tracings of full length X-rays, some actual full length X-rays printed on A3 paper, colored pencils, OHP and OHP markers.

The workshop began with taking a normal tracing, and then all the delegates going through drawing the various axes and joint orientation lines, with me leading the exercise on the screen, and the delegates following each step on their own sets of tracings.



This way, we went through paper planning, Normal Axes & Joint Orientation Malalignment test & CORA Frontal Plane uniapical deformities in the Tibia and Femur Frontal Plane multi apical & Bowing deformities in the Tibia and Femur Sagittal Plane deformities in Tibia and Femur.

Oblique Plane deformity - How to detect and how to plan hinges Digital Planning on Bone Ninja (iPad) - this software was used extensively to demonstrate planning on actual X-rays. Osteotomy Rules - understanding the concept of Angulation - Translation Osteotomy Rules - Simulation of Correction by use of Paper tracings, and by OHP Planning a Non-union Correction by using the Plate as a reduction tool - for proximal and distal Femur.

I was supported by a team (Dr. Divya Ahuja, Associate Consultant; Dr. Ankit Marfatia, AP, J. J. Hospital, & Dr. Ajit Chalak, Dr. Pankaj Kumar Singh, Dr. Rajeev Gupta & Dr. Sureshraj Purshottamam - current & ex fellows), who moved among the delegates clarifying doubts as they arose while drawing the lines and making the measurements. Their close observation / supervision and interaction was a key ingredient to the success of the course.

We formed a Whatsapp group couple of weeks prior to the course, and the delegates were provided reading material, so that they could prepare for the course.

What we did right:

(Similar to last year) Stated a clear learning outcome. Made a plan of what the workshops were supposed to teach, according to the learning outcome. Used teaching videos made last year to show planning. Had enough well trained and knowledgeable table instructors. Provided learning material 2 weeks prior to the course.

We learnt from the last year, and after every module, we had an actual clinical case that we had treated, and discussed the details of what we did, why we did it, and the other ways that this could have been tackled. Also, I got the entire workshop recorded, later edited it into segments, and have put it up as videos on Youtube, with the title of "BOS Deformity Course". This will be useful for future workshops where delegates can already go through the content once, before actually coming to the course. Also will serve as a revision for those who have attended earlier.

Video is available at: <https://youtu.be/nBXbToX5rnA>

I would like to place on record my thanks to Dr. E. D. Pawar, HOD Orthopaedics, who as always, took special care (before and during the conference) that there were no hurdles in smooth planning & conduct of the workshop, and Dr. Ankit Marfatia who was responsible for making all the arrangements at J. J. - his help was invaluable.

Dr. Mangal Parihar



DAYSCHOOL ON MUSCULOSKELETAL IMAGING

Convener : Dr. Anand J. Thakur
Co-Conveners : Dr. Ram Prabhoo, Dr. Bipin Shah
Venue : Global Hospital, Parel, Mumbai
Dates : July 23, 2017
Delegates : 46 / 40

Eighth edition of 'DaySchool on musculoskeletal imaging for orthopaedicians and radiologists' was conducted on July 23, 2017. The programme started on time in the Auditorium at Global Hospital, Parel, Mumbai.



The entire programme was carried out on uniform pattern: An orthopaedic surgeon presented the clinical features and MRI and USG specialist presented their view of the things. Four regions were discussed. Elbow and wrist by Dr. Sudhir Warriar, Dr. Bhavin Jankaria and Dr. Ashwin Lawande;

Shoulder by Dr. Dinshaw Pardiwala, Dr. Aditya Daftary, Dr. Bipin R. Shah; Knee by Dr. Dinshaw Pardiwala, Dr. Malini Lawande, Dr. Bipin R. Shah and ankle and foot by Dr. Nicholas Antao, Dr. Ashwin Lawande and Dr. Bhawan Paunipagar. Two standalone presentations were on MR Imaging of ligament and tendon pathology of elbow by Dr. Sona Pungaonkar and Digital tomosynthesis for musculoskeletal imaging by Dr. Anand Thakur. The course was oversubscribed and registration was stopped. Feedback forms appreciated faculty's contributions and suggested continuation of the programme in future years. MMC granted two accreditation points.

Dr. A. J. Thakur



OPERATIVE FRACTURE FIXATION COURSE

Convenor : Dr. Sudhir Sharan
Co-Convenor : Dr. Pradeep Nimade
Venue : K. E. M. Hospital, Mumbai
Date : July 27 - 30, 2017
Delegates : 20 / 25

Total of 22 candidates registered for the course. They came from all parts of India including Jammu & Kashmir. Total of 54 faculty of various specialty took part including 2 out of state faculty in trauma and took lectures and did live surgery.

Day 1 - July 27, 2017: 2 Paediatric live surgery were done intermediate with dialectic lectures on paediatric trauma management with group discussion. Afternoon session first followed by principles of fracture fixation.

Day 2 - July 28, 2017: Upper limb fracture was taken dialectic lectures followed by 3 live surgeries.

Day 3 - July 29, 2017: Lower limb fracture fixation was taken dialectic lecture intermediate with live surgeries.

Day 4 - July 30, 2017: Pelvis and acetabular lecture were taken followed by sawbones workshop and course was concluded with vote of thanks.

Sudhir Sharan



JESS COURSE

Convener : Dr. Ram Prabhoo, Dr. Taral Nagda
Co-Conveners : Dr. B. G. Kanaji, Dr. Rajesh Rohira
Venue : Institute Of Paediatric Orthopaedic Disorders, Jupiter Hospital & V. N. Desai Hospital, Mumbai
Dates : July 30 - August 2, 2017
Delegates : 7 / 15

Faculty Members: Dr. Ram Prabhoo, Dr. Taral Nagda, Dr. Tanay Prabhoo, Dr. B .G. Kanaji, Dr. Tushar Agrawal, Dr. Aditya Kaushik, Dr. Rujuta Mehta, Dr. Jaideep Dhamele, Dr. Chasanal Rathod, Dr. Rajesh Gandhi, Dr. Shrinivas Yadgikar, Dr. Santosh Hankare, Mrs. Sandhya Kaushik



Day 1 - Sunday, July 30, 2017: Interactive Lectures and bone model workshops

Venue: Institute of Paediatric Orthopaedic Disorders (IPOD), Elphinstone, Mumbai

Topics

- Philosophy of JESS
- Basics of JESS, CTEV Frame & Trauma Frame Construct
- Hands On workshops
- Familiarisation of the components and basic Techniques
- Basic Frames for the Hand
- Frames for Upper Limbs
- Lower radius, Lower Humerus, Upper Humerus

Day 2 - Monday, July 31, 2017

Venue: Institute of Paediatric Orthopaedic Disorders (IPOD), Elphinstone, Mumbai

- Frames for Lower Limbs
- Limb Fracture/ Fracture upper tibia, Lower tibia,
- HTO Frame
- CTEV Frame
- Paediatric applications of JESS
- Hands On workshops
- JESS for CubitusVarus, CoxaVara, Perthes, DDH, Genu Valgum, Tibia Vara
- Workshop on CTEV, JESS Frame on Foot model / Basic Techniques / Basic frame for the Hand / Upper

Day 3 - Tuesday, August 1, 2017

Venue: S. R. C. C. Hospital, Hajjali / V. N. Desai Hospital, Santacruz

Session 1 (8.00 am - 10.00 am): Live Case Demonstration

1. 11 Year Male: Resistant CTEV Lt - Single level deformity correction (left CTEV correction)

Session 2 (12.00 noon - 3.00 pm): Live Cases Demonstration

1. 62 Year female: Fracture Right Distal end radius - Closed reduction / JESS Application
2. 16 Year Male child: Fracturephalanx - Closed reduction with JESS application

Session 3 (3.00 pm - 6.00 pm): Lecture on management of Complicated upper limb Fracture with JESS

Workshop on Upper Limb Fracture with JESS (JESS for Distal End Radius, Intercondylar Fracture Humerus & Proximal Humerus)

Management of Pilon Fractures

Lower End Radius Fractures - An overview

Post Burns contractures management by JESS

Distraction techniques for Deformity Correction

Hands on workshop: Lower Limb Frames



Lectures and Demos:

1. Lengthening of Digits
2. Post burns Contracture management by JESS
3. Dos and Don'ts in using the External Fixator in hands
4. Distraction technique for Deformity Correction

Day 4 - Wednesday, August 2, 2017

Venue: Jupiter Hospital, Thane

Operative Session: 8.00 am - 8.00 pm

1. 3 year Female child: Right Cubitusvarus Deformity - Open Corrective osteotomy and JESS Application
2. 5 year Female child: Case of Arthrogryposis Multiplex Congenita (AMC) with Upper Limb deformity - Left CVT correction with JESS Application
3. 10 year Female child: Spina bifida BL recurrent CTEV - Right Foot deformity JESS Application
4. 5 year female child: BL resistant CTEV - Rt Foot JESS Application
5. 8 year male child: Right CubitusVarus Deformity - Precut osteotomy with JESS Application
6. 15 year Female child: Right fibular Hemimelia with genu valgum and LLD - Rt Distal femur corrective osteotomy with JESS application
7. 8 year Female child: Right Femur path fracture - Closed reduction / TENS nailing
8. 8 year Female child: Post osteomyelitis with Both LI deformity corrected with JESS - Right Tibia JESS removal
9. 3 Year Male child: Case of Left Hemiplegic CP - Left Gastroc lengthening / Cheam denervation of pronator

Lectures and Demos:

1. Management of Growth arrest with Angular deformity
2. Management of post osteomyelitis Gap Nonunion with pre-cut fibula grafting and JESS Application
3. Management of Radial Club Hand - Jess / Centralisation
4. Management of Club Foot - Ponseti method / Soft tissue surgery / corrective osteotomy / JESS

Dr. Ram Prabhoo



SURGICAL APPROACHES CADAVERIC COURSE

Convener : Dr. Neetin Mahajan
Co-Conveners : Dr. Ayush Kumar Singh / Dr. Amit Supe
Venue : Grant Government Medical College, Mumbai
Date : August 12, 2017
Delegates : 32 / 30

The BOS Surgical Approaches Cadaveric Course, 2017 was conducted for the second time in collaboration with Department of Orthopaedics, Grant Government Medical College, Mumbai and Bombay Orthopaedic Society.

It was a day long course with emphasis given to hands-on cadaveric workshop. It was conducted in the Anatomy Dissection Hall of Grant Government Medical College, Mumbai.



The approaches were taught on cadavers by eminent national faculty those being on pelvis, hip, hand, shoulder, Spine, knee & ankle following which the delegates were given an opportunity to practise the approaches under the supervision and guidance of the faculty and table instructors.

The course began with registration and breakfast. The Morning Session was started with inaugural introduction and approaches demonstration by Convener Dr. Neetin Mahajan. Started with Approaches around hip and acetabulum. The upper extremity approaches Demonstration session was conducted. The upper limb approaches were taught next those being approaches around shoulder, elbow and wrist. Delegates were given the opportunity to practice approaches on 7 cadavers. This was followed by lunch at the lecture hall where the delegates were given a chance to interact with the faculty to clear their doubts.

The Afternoon Session began with approaches with spine and lower extremities. Before closure of the course, the approaches demanded by the delegates were also demonstrated on cadavers. There were 8 table instructors and more than 10 teaching faculty. The faculties have made their full efforts to demonstrate anatomy, structures at risk and course of neurovascular structure nearby. The Delegates were fully satisfied with the delivery of contents in the course and opportunity for practice approaches on cadavers.

This course was a resounding success as can be reviewed by the feedback forms and no monetary sponsorship was taken for the same.

Dr. Neetin Mahajan



BOS BASIC SPINE COURSE

Convener : Dr. Tushar Rathod
Co-Convener : Dr. S. K. Srivastava
Venue : K. E. M. Hospital, Parel, Mumbai
Dates : August 17 - 22, 2017
Delegates : 31 / 35

On first day, the Convener and Co-convener, welcomed the delegates and inaugurated the course. Dr. Avinash Supe (Director, Municipal Hospitals, Mumbai), Dr. Sanjay Dhar (Secretary, Bombay Orthopaedic Society) along with Dr. S. K. Srivastava officially inaugurated the course.

On first day i.e. August 17, Dr. Avinash Supe & Dr. Hariharan, addressed the delegates and discussed how the management of spine pathologies has evolved over the past few decades. In the pre-lunch session, basics of spine including anatomy, biomechanics, clinical examination along with imaging was discussed. Following lunch, various approaches & positioning tips were discussed with special emphasis on actual videos of surgery. The day ended at 6.00 pm.

On August 18, lectures of degenerative lumbar spine pathologies were taken with live surgery by Dr. Mihir Bapat on Lumbar micro discectomy. Panel discussion was taken on various aspects of Degenerative lumbar spine ailments. Live surgery demonstration was relayed from operation theatre, with active two-way interaction between delegates and faculties. Following lunch break, second live surgery was relayed on lumbar canal stenosis by Dr. Sameer Dalvi followed by lectures on Minimally Invasive Spine Surgery. At the end of the day, saw bone workshop was conducted wherein delegates practiced various fixation modalities. The day ended at 6.30 pm.

On August 19, lectures on miscellaneous topics including inflammatory disorders & Navigation in spine surgery were taken & live surgery on Lumbar fusion was demonstrated by Dr. Tushar Rathod. Live surgery demonstration



was relayed from operation theatre, with active two-way interaction between delegates and faculties. Following lunch break, Panel discussion was taken on various aspects of Tuberculosis spine. Second live surgery was relayed on TB spine by Dr. Abhay Nene followed by lectures on TB spine covering MDR Koch's treatment with post tuberculous deformities. The day ended at 5.30 pm.

On August 20, cadaveric workshop was conducted in the Department of Anatomy. Demonstration of various approaches to spine (anterior cervical, Posterior lumbar, Transpedicular approach in thoracic spine, Pedicle screw instrumentation) was done with live relay on screen. Delegates did cadaveric dissection following the demonstration and faculties guided them at each station. One cadaver was allotted to 4 delegates (2 per side). The delegates were provided with basic instruments for dissection and fixation.

On August 21, lectures of Paediatric spine injury along with scoliosis were taken with live surgery by Dr. Bhojraj on Lumbar canal stenosis. Live surgery demonstration was relayed from operation theatre, with active two-way interaction between delegates and faculties. Following lunch break, panel discussion was taken on various aspects of Traumatic spine injuries. Second live surgery was relayed on Thoracolumbar fracture by Dr. Gautam Zaveri followed by case based scenario was discussed with delegates on one-to-one basis. The day ended at 5.30 pm.

On August 22, lectures on cervical spine pathologies were taken with live surgery by Dr. S. K. Srivastava on anterior cervical fusion was performed. Live surgery demonstration was relayed from operation theater, with active two-way interaction between delegates and faculties. Following lunch break, Panel discussion was taken on various aspects of cervical spine disorders. Second live surgery was relayed on TB spine by Dr. Ram Chaddha followed by case based scenario on cervical pathologies was discussed with delegates on one-to-one basis. Course material was given to delegates in electronic form.

Feedback forms were collected and certificate distribution was done. The day ended at 4.00 pm and the course was declared to be over after a valedictory function.

Total registered delegates attended Feedback forms submitted by

Feedback given by delegates:

TOPIC	EXCELLENT	GOOD	FAIR	POOR
Communication	18	1		
Content	17	2		
Presentations	16	3		
Faculty	18	1		
Course Material	16	1	2	
Venue	10	6	3	
AV	11	6	1	
Catering	10	4	5	
Value For Money	13	5	1	
Overall Rating	16	3		

Dr. Tushar Rathod



IMPETUS EXPRESS 2017 COURSE

Conveners : Dr. Swapnil Keny
Co-convenor : Dr. Vaibhav Bagaria
Venue : Sir H.N. Reliance Foundation Hospital
Date : August 20, 2017
Delegates : 67 / 50

Impetus Express 2017 was planned and implemented on the Sunday, August 20, 2017 at the Sir H.N. Reliance Foundation Hospital's Convention Centre. The Course was attended by Orthopaedic Post Graduates from 33 Post Graduate Teaching Institutes all across Maharashtra.

The Course was designed and divided into 3 distinct Sections

Grit: The Orthopaedic Post Graduation Years

Grind: The Qualifying Exam

Glory: Options and Avenues Beyond Post Graduation

Section 1: Grit

This One Hour Session had 4 Key Note Addresses by Eminent Senior Faculty. The following lectures were delivered:

- Establishing Ethical Credentials during Residency: Prof S. K. Srivastava
- Effective Patient Communication Skills: Prof. Ram Chaddha
- Staying out of Legal Tangles in Residency: Dr. Vivek Tilwani
- Dealing with failure and leveraging it into Success: Prof. S. V. Vaidya
- All the talks were received with enthusiasm by the delegates.

Section 2: Grind

The emphasis of this Session was on the Post Graduate Exams. This session was divided into 5 sections:

- Section 1: Writing a Quality Theory Paper
- Section 2: Honing Clinical Examination Skills
- Section 3: Discussion on Long Cases
- Section 4: Discussion on Short Cases
- Section 5: Discussion on Post Graduate Dissertation.

The Session was conducted by Senior Faculty from Post Graduate Teaching Hospitals.

Section 3: Glory

The emphasis of this Session was on avenues and options after Post Graduation. This included:

- A) Session on Manuscript Writing and Publication
- B) Session on Statistics including Statistical Exercises
- C) Session on Building a CV
- D) Session on Electronic Skills
- E) A Live Webinar on Time Management in Residency relayed from Trichy
- F) A Live Webinar on Scope of MCh in Orthopaedics from the Wrightington Hospital, United Kingdom



G) A Session on the Feasibility and Scope of Foreign Fellowships for Indian Post Graduates

The Auditorium, AV and Facilities for the Live Webinar were provided Gratis by the Sir H. N. Reliance Foundation Hospital. The hospitality and catering were provided at a Highly-Subsidised Cost by the Hospital for the Bombay Orthopaedic Society.

I would especially like to thank my Co-Convener, Dr. Vaibhav Bagaria and the Department of Orthopaedics at the Sir H. N. Reliance Foundation Hospital for their exceptional efforts to make this course successful.

Dr. Swapnil Keny



BOS FLAP DISSECTION COURSE

Convener : Dr. Piyush Gavai
Co-conveners : Dr. Sandeep Gavhale & Dr. Eknath Pawar
Venue : Grant Government Medical College, Mumbai
Date : August 26 - 27, 2017
Delegates : 12 / 20

The BOS Flap Dissection Course held at the Grant Government Medical College on August 26 & 27, 2017 consisted of Hands-on Cadaveric teaching by the eminent faculty.

The cadavers were prepared with latex injections to delineate the arteries of the upper and lower limbs.

The first day of the course started with didactic lectures at the Anatomy Lecture Hall on Principles of Flap coverage and understanding the concepts followed by the hands-on cadaveric workshop on the Upper limb. Giving an opportunity to the delegates to practise the concepts and techniques taught by the eminent faculty under their guidance. After Lunch, the second session continued at the Anatomy Dissection Hall with Upper limb flaps.

The second day started with lectures on Principles of Lower Limb Flaps in the Anatomy Dissection Hall followed by Hands-on Cadaveric lectures after which the delegates were able to replicate the flaps on the cadavers.

This course was a resounding success as can reviewed by the feedback forms and was not sponsored by any company.

Dr. Piyush Gavai



FOUNDATIONAL SCIENCE FOR FRACTURE FIXATION

Convener : Dr. A. J. Thakur
Co-convener : Dr. Jairam Jagiasi
Venue : R. N. Cooper Hospital, Juhu
Date : August 27, 2017
Delegates : 55 / 50

Foundational Science for Fracture Fixation programme was conducted at R. N. Cooper Hospital, Juhu on August 27,



2017. It was oversubscribed (55 attendees against the sanctioned 50) and registration was closed. This first novel event was aimed at PGs in first three years of training, however, over half the attendees were within three years of passing their final PG examination. Course was about scientific basis of fracture fixation but not about 'how to do'. The faculty and the topics they dealt are as below:

Dr. A. J. Thakur: Eclectic words of fracture fixation, Fracture healing & impact of fixation implants, Bone screw- the minikin colossal and Bone plate - valuation of fracture fixation.

Dr. A. R. Karkhanis: Intramedullary nailing-meticulous mode of fracture fixation and Sliding hip screw for intertrochanteric fracture of femur.

Dr. J. Jagiasi: Intramedullary fixation of intertrochanteric fracture of femur.

Dr. J. Kenkre, Anaesthetist: Fascia Iliaca compartment block for pain relief in hip fracture, Tourniquet, Perioperative analgesia, and preoperative fitness obligation. Feedback forms show that the programme was very well received and 85% of attendees favoured a repeat of the programme in the next year. MMC granted two accreditation points.

Dr. A. J. Thakur



ADVANCED CERVICAL CADAVERIC SPINE COURSE

Convener : Dr. Sandeep Sonone
Co-convener : Dr. Kshitij Chaudhary
Venue : K. E. M. Hospital, Mumbai
Date : September 8 - 10, 2017
Delegates : 21 / 20

The first BOS Advanced Cervical Cadaveric Spine Course was held in The Department of Orthopaedics and Anatomy, K. E. M. Hospital from September 8 - 10, 2017. The Course was attended by 21 delegates from All over the Country and a few overseas delegates. Most reputed and experienced spine surgeons from Mumbai, Pune and Delhi were the faculty. The course was held over 3 days

Day 1: Was case based panel discussion with emphasis on decision making in various clinical scenarios and Saw Bone Workshop dealing with technical points in Instrumentation in Cervical spine.

Day 2: In depth Panel discussion on Edited Surgical Videos with emphasis on relevant surgical anatomy and Update on latest Literature on various topics was done. The concept was appreciated by everyone, the delegates and the Faculty alike.

Day 3: All surgical techniques and instrumentation were demonstrated by the Faculty on the Cadavers followed by one-to-one interaction while the delegates practiced on the Cadavers.

The Course and learning experience was appreciated by all and Feedback received from all the delegates was extremely encouraging for future BOS courses of similar kind.

I would like to thank all the Faculty and Bombay Orthopaedic Society for entrusting us to conduct this course.

Dr. Sandeep Sonone



BOS ORTHO ONCO COURSE 2017

Convener : Dr. Ashish Gulia
Co-Convener : Dr. Prakash Nayak
Venue : Tata Memorial Hospital, Mumbai
Dates : September 18 - 24, 2017
Delegates : 7 / 7

Continuing with the tradition of sharing the knowledge and training young surgeons, the Bone and Soft Tissue Services, Tata Memorial Hospital conducted a one week long **BOS Ortho Onco Course** under the aegis of Bombay Orthopaedic Society from September 18 to 24, 2017.

Orthopaedic oncology is a vast subject and lot of treatment protocols and concepts are different compared to that followed in trauma. It involves a multidisciplinary approach with active involvement from Medical Oncologist, Radiation Oncologist, Pathologist, Radiologist and Intervention Radiologist. To provide adequate exposure of how these work together, 1 week was far too less. But we tried and planned it in such a way that at the end of the course, the enrolled candidates went back satisfied. Mornings start at 8:00 am with a lecture and later on the candidates were actively involved in Outpatient Department and in the Operating room.

First day was an introductory class by Dr. Ashish Gulia. He spoke about how to approach any lesion you suspect to be a tumour. The dos and don'ts during the initial assessment and the necessary workup before proceeding to take a biopsy. Second day started with a session on Principles of biopsy. Biopsy is a very important step before arriving at the final diagnosis and a wrongly done biopsy will many a times change the final treatment plan and who better to talk about this than Dr. Ajay Puri. Later on during the day, they had a session on Musculoskeletal Radiology by Dr. Bhavin Jankharia. He spoke about the basic concepts of differentiating benign and malignant lesions. Third day, Dr. Ashish Gulia spoke about "How to perform curettage" for a benign lesion such as GCT. This was followed by a video demonstration. Fourth day, Dr. Girish Chinnaswamy spoke about the importance of NACT and treatment protocol for osteosarcoma. Fifth day, Dr. Nehal Khanna spoke about why Radiation Oncology was an important part of surgical oncology. This was followed by a live demo of one of their machines and how they work-up a patient before taking him up for radiotherapy. The day was concluded by a lecture by Dr. Girish Chinnaswamy on the Ewings sarcoma and the chemotherapy involved. Later on, in the evening we hosted a faculty dinner for the delegates and faculty where they could relax and interact at leisure with the faculty.

Last day, we had various sessions planned starting with a talk on Bone metastasis by Dr. Prakash Nayak. He spoke about how to work-up a case of suspected metastasis. This was followed by Dr. Kunal Gala who showed us why Interventional Radiology has become an important part of Orthopaedic oncology. This was followed by Dr. Manju Shengar's session on Multiple myeloma and the diagnostic protocol for it. Following this, Dr. Nilendu Purandare spoke about Nuclear medicine and the importance of PET scans in the workup of oncology cases. The sessions were concluded by a talk about Tissue banking by Dr. Lobo Gajiwala. She explained about the preparation of Allografts, their storage and a tour of their lab.

The candidates had a chance to attend three full-day major OT sessions where they observed and assisted in reconstructive procedures involving the proximal femur, distal femur, proximal tibia, humerus and curettage and excision of benign lesions involving the tibia and distal radius. They could take part in 2 half-day sessions in the Minor-OT where they had hands-on experience on how to do closed biopsies. During the course of the week, they were involved in two full-day OPD sessions which involved learning how to evaluate a new case, examining the functional outcomes of patients who underwent limb salvage and pelvic surgeries. They could witness two multidisciplinary joint clinics which helped them understand the need for such an approach in this field and the reason why TMH is the pioneer in cancer care in India.



It is the only course of its kind in India and we are thankful to Bombay Orthopaedic Society for giving us the opportunity to spread knowledge and awareness of management principles in one of the most challenging subspecialty of orthopaedics.

The course was well received by all the 7 attending delegates coming from far off places like Jammu, Srinagar, Agra, Jaipur, Mangalore, Malabar and Cochin. With the excellent feedback given by them, we look forward to come back better next year.

Dr. Ashish Gulia



FOOT AND ANKLE COURSE

Convener : Dr. Pradeep Moonot
Co-convener : Dr. Eknath Pawar
Venue : Sir H. N. Reliance Foundation Hospital & Sir J. J. Hospital
Dates : September 23 - 24, 2017
Delegates : 24 / 25

This was the fourth Foot and Ankle Course held with the Bombay Orthopaedic Society and was almost fully subscribed. There were candidates from various parts of India like Punjab, Haryana, UP, Bihar, West Bengal, Rajasthan, Gujarat and Maharashtra.

The course had lectures on Day 1 and cadaveric dissection on Day 2.

Lectures on Day 1 were held at Sir H. N. Reliance Foundation Hospital. The main focus was on cold Foot and Ankle topics not covered in other courses and conferences. There was a separate session on Diabetic foot which included charcot arthropathy. The topics covered were Flat foot, Hallux valgus, Achilles Tendinitis, Ankle Instability, Tarsal Tunnel syndrome and Mortons neuroma. There was also a dedicated but informal session on cases which were contributed by the delegates and the faculty. Day one concluded by a saw bone workshop on Tibiototalcaneal (TTC) nail and ended around 8.00 pm with almost full attendance.

Day two was held at Sir J. J. Hospital, Mumbai in the Anatomy Department. The faculty initially demonstrated the dissection which was followed by the delegates carrying on with the dissection on their individual tables. All the dissection was video recorded. There were three delegates on each limb. The first part was ankle arthroscopy followed by various ankle approaches, Posteromedial approach for TIB. Post rupture, anteromedial approach and medial malleolar osteotomy, sinus tarsi approach, Lisfranc fusion and Achilles tendon debridement.

The main faculty included Dr. Arun Bal, Dr. Tushar Rege, Dr. Ajoy, Dr. Girish Motwani, Dr. Inderjeet Singh, Dr. Vaibhav Bagaria, Dr. Farookh Wadia, Dr. Eknath Pawar & myself.

The delegates were enthusiastic and interactive and were very keen to learn everything that was taught. Most of the delegates thought that the course will change their practice and recommend this course to other delegates.

There was a very positive response of the delegates towards the course. We would like to thank the BOS for giving us the opportunity and support to organise this course.

Feedback:

Excellent course. Important cold foot & ankle topics covered which is not covered in other courses. Excellent faculty.



Very Good Course. I got what I came for and lot of things to learn.

Overall rating of the course: 9/10

Dr. Pradeep Moonot



ADVANCE ARTHROSCOPY COURSE

Convenor : Dr. Kumar Dussa
Co-Convenor : Dr. Prashant Gedam
Venue : T. N. Medical College and B. Y. L. Nair Hospital, Mumbai
Dates : October 7 - 8, 2017
Delegates : 24 / 30

The Advance Arthroscopy Course was conducted at T. N. Medical College and B. Y. L. Nair Hospital, Mumbai on October 7 & 8, 2017. Total of 24 delegates participated in this academic event coming from all over the country. The two-day course had the **Knee Module on Day 1 and Shoulder Module on Day 2**. Arthroscopy Live surgeries were performed on both days covering all aspects of Knee ligament reconstruction and Shoulder instability and Rotator cuff repair. Dr. Roshan Wade and Dr. Nagaraj Shetty, performing these surgeries had a live one-one interaction with the delegates at every step of surgery by way of audiovisual communications.

Eminent faculty in the field of arthroscopy covered the topics related to ligament reconstruction, Cartilage and Meniscal lesion management, SLAP lesions, Biceps lesions, Shoulder instability, Rotator cuff lesions their management by giving **focused lectures**. Video presentations of different arthroscopy procedures were included.

The Lectures were followed by very interactive discussion session where the delegates queries regarding the different techniques, use of advance implants in basic OT set up, post op protocols etc. were answered to their satisfaction. **Case scenarios** evolved enriching discussion.

On both the days' afternoon, 4 hours session was **the cadaveric lab hands-on**. We kept 12, imported arthroscopy work stations with 12 fresh frozen cadavers assigned. 12 dedicated faculties took care of these works stations thereby making a **very effective ratio of one faculty to two delegates**. Each of the delegates and faculty was given a complete safety protection kit from head to toe. The delegates worked with the imported implants on these cadavers with all the imported and Indian instruments. For the shoulder day, **2 knot tying stations**, were the added attractions, which kept the delegates busy learning and practicing the standard arthroscopy shoulder knots. The faculty supervised and gave their expert tips and guidance at each step. All the delegates appreciated the course, course content and the busy packed academic schedule.

The course was granted **3 MMC accreditation credit hour points**.

Faculty: Dr. Abhay Narvekar, Dr. Kumar R. Dussa, Dr. Roshan Wade, Dr. Prashant Gedam, Dr. Parag Munshi, Dr. Ashish Arbat, Dr. Mihir Patel, Dr. Nagaraj Shetty, Dr. Milind Sawant, Dr. Nikhil Iyer, Dr. Sandeep Biraris, Dr. Prasad Bhagunde, Dr. Yajuwendra Gawai, Dr. Vipul Chemburkar.

Dr. Kumar R. Dussa



ADVANCE ARTHROPLASTY COURSE

Convenor : Dr. Naushad Hussein
Co-Convenor : Dr. Kumar R. Dussa
Venue : T. N. Medical College & B. Y. L. Nair Hospital, Mumbai
Dates : October 13-15, 2017
Delegates : 15 / 25

The Advance Arthroplasty Course was conducted at T. N. Medical College and B. Y. L. Nair Hospital, Mumbai on October 13, 14 & 15, 2017. Total of 15 delegates participated in this academic event coming from all over the country.

The three day course had the Hip module on Day 1, Knee module on Day 2 and Cadaveric Sessions for both hip and knee on Day 3. Live surgeries were performed on both days covering all aspects of Complex and Basic Hip replacements. Removal of implants and Hip Arthroplasty, Uncemented Hip in young, Cemented Hip in old, apart from standard knee arthroplasty, Knee with severe Varus deformity and use of extended rods and building of bone block was shown. Surgeons, Dr. Pradeep Bhonsale, Dr. Mohan Desai, Dr. Naushad Hussain and Dr. Atul Panghate, performing these surgeries had a live one-one interaction with the delegates at each step of surgery by way of audiovisual communications.

Eminent faculty in the field of Arthroplasty covered the topics in all aspects of knee and hip replacements. Recent Advances in management with use of Navigation and Robotic surgeries were covered to greater depth. Special talk on use of megaprosthesis was included.

The Lectures were followed by very interactive discussion session where the delegates queries regarding the different techniques, use of newer implants, use of antibiotics, thrombo-prophylaxis and post-op mobilisation were answered to their satisfaction. Case scenarios evolved enriching discussion from all faculty. The evening sessions on Day 1 and Day 2 had the Hands-on Saw Bone workshop where the delegates could practice the hip and knee arthroplasty using the imported instrumentation set, with faculty to supervise. Day 3, the cadaveric lab hands-on session was the much appreciated and highlight of the course, where the delegates practiced, what they learned over last two days on the fresh frozen cadavers, using imported instrumentation with a very effective one-to-one delegate faculty ratio. Each of the delegates and faculty were given a complete safety protection kit from head to toe. The faculty supervised and gave their expert tips and guidance at each and every step. All the delegates appreciated the course, course content and the busy packed academic schedule.

The course was granted 4 MMC accreditation credit hour points.

Faculty: Dr. Naushad Hussain, Dr. Kumar R. Dussa, Dr. Pradeep Bhonsale, Dr. Mohan Desai, Dr. Atul Panghate, Dr. Manish Agarwal, Dr. Narendra Vaidya, Dr. Vaibhav Bhagaria, Dr. S. V. Vaidya, Dr. S. S. Mohanty, Dr. Amit Pispati, Dr. Ashish Agarwal, Dr. Prashant Geddam

Dr. Naushad Hussain



PAEDIATRIC ORTHOPAEDIC COURSE

Convener : Dr. Mandar Agashe
Co-conveners : Dr. Binoti Sheth & Dr. Chasanal Rathod
Venue : L. T. M. G. Hospital, Wadia Children's Hospital, Pinnacle Hospital (Thane), Jupiter Hospital (Thane), S. R. C. C. Hospital (Haji Ali), Mumbai



Dates : October 25 - 29, 2017

Delegates : 17 / 15

The Bombay Orthopaedic Society "Paediatric Orthopaedic Course 2017" was conducted from October 25 - 29, 2017 at various hospitals in Mumbai. I, Dr. Mandar Agashe was the Convenor of the course and I was ably supported by my Co-Conveners, Dr. Binoti Sheth and Dr. Chasnal Rathod and guided by the course mentor, Dr. Taral Nagda. This year's course was a grand success with the course being over-subscribed and a record number of 16 delegates registering and attending the course. There were delegates from all over the country as well as three international delegates - 2 from Nepal and 1 from Egypt.

The course started on October 25, 2017 at L. T. M. G. H. with cadaveric dissection. The delegates were divided in two batches - one batch was explained and performed surgeries for the hip and shoulder in form of safe surgical dislocation of the hip and shoulder muscle transfer and glenoid osteotomy for brachial plexus palsy, while the other batch was taught forearm and foot tendon transfers and releases commonly performed in paediatric orthopaedics. The batches then switched places in the afternoon session. It was a very enriching experience to the delegates and was highly rated in the feedback forms. After the session, there was a brief interactive case discussion session on Paediatric Trauma with the delegates.

The second day was at Pinnacle Hospital, Thane, with the theme of the day being Hand and upper extremity and Foot and ankle procedures. Dr. Sandeep Vaidya, Dr. Atul Bhaskar, Dr. Swapnil Keny and myself performed a total of 11 surgeries - Notable amongst them being Shoulder muscle transfer for OBPP, pan-talar release for Congenital vertical talus, Greens procedure for Sprengel's shoulder, Torticollis release, various surgeries for CTEV like tenotomies and posteromedial soft tissue release (PMR), etc. The cases were relayed to the conference room and the delegates could also observe the surgeries in the operation rooms if they wanted to.

The third day was at the B. J. Wadia Hospital for children where the theme was Hip and deformity correction. Dr. Rujuta Mehta, Dr. Alaric Aroojis, Dr. Arjun Dhawale, Dr. Sandeep Vaidya and myself performed a wide gamut of surgeries including open reduction and femoral / pelvic osteotomy for unreduced DDH, VDRO for Perthes disease, Safe surgical dislocation and modified Dunn osteotomy for SCFE, corrective osteotomies for genu valgum and cubitus varus and Woodward procedure for Sprengel's deformity.

The fourth day of the course was dedicated to the difficult topic of cerebral palsy. In the morning, the consultants of the Jupiter Cerebral Palsy Clinic, Dr. Taral Nagda and Dr. Chasnal Rathod gave insightful lectures on evaluation and decision making in cerebral palsy. The highlight of the morning session was the visit to the state-of-the-art 3D gait analysis lab. There was also a hands-on session on evaluation of patients of CP where the delegates could try to deduce the treatment plan. The afternoon session was dedicated to operative demonstrations of various surgeries in cerebral palsy including USG guided Botulinum toxin injections, percutaneous releases, forearm tendon transfers and crouch correction surgeries.

The last day of the course was a half day symposium on "Office Paediatric Orthopaedics" at the S. R. C. C. Hospital Auditorium which was open to all members of the BOS as well as PG's. Around 110 people (including delegates and faculties) attended this symposium and the hall was packed till the end even when it overshot the time. It was also webcasted (first time in the Paediatric Orthopaedic Symposium) and more than 600 people logged in to view the webcast live and further 400 watched the weblink later on.

All-in-all the course was a huge success, with most of the feedback being very good to excellent and all the delegates have voted that they will definitely come for this program again and would definitely recommend this to their friends and colleagues.

Dr. Mandar Agashe



INSTRUCTIONAL COURSE IN HAND SURGERY

Convener : Dr. Parag Lad
Co-Convener : Dr. Rohan Habbu
Venue : Jupiter Hospital, Thane & Various Hospitals in Mumbai
Date : November 6-11, 2017
Delegates : 8 / 8

It is my immense pleasure to share the great success of "Instructional Course in Hand Surgery" which was conducted from November 6 to 11, 2017.

This time, we had eight registrations from all over the country and request from 6 more surgeons. All delegates were working as Consultant Orthopaedic Surgeons and had keen interest in learning hand surgery.

MMC has accredited our course this year also and delegates will receive 4 MMC credit points for attending this course.

The course was conducted at various institutes and renowned faculty were involved in live surgical demonstration as well as case discussion.

Dr. Hemant Patankar & Dr. Pankaj Ahire, being Mentors, Dr. Rohan Habbu as Co-Convener and myself had constant accompaniment with delegates during the course at all centers.

On November 6, we had cadaveric dissection at Anatomy Department, Lokmanya Tilak Municipal General Hospital & L. T. M. M. C., Sion Hospital. Dr. Ravikiran Gole, Associate Professor, Anatomy Department was also a faculty during the course.

We could demonstrate almost all aspects of Hand Surgery like tendon repair, nerve repair, local hand flaps, nerve decompression, exposure of various wrist and hand fractures. We also showed exposure of peripheral nerves in upper limb, as they are important while treating many fractures.

On November 7, Dr. Sudhir Warriar showed cases like scaphoid nonunion and chronic dislocation of IP joint of thumb to all delegates at Laud Clinic followed by case discussion.

On November 8, we had two sessions at Vimla Dermatological Centre. In the morning, Dr. Gautam Chauhan demonstrated tendon transfers and then Dr. Rohan Habbu in the afternoon took case discussion on 15-20 different hand surgery cases.

On November 9, Dr. Mukund Thatte, Dr. Rujuta Mehta & Dr. Bipin Ghanghurde with their team had organized surgeries on simple and complex congenital hand anomalies at Wadia Children's Hospital where they demonstrated pollicisation, shoulder muscle transfer, syndactyly separation.

In the afternoon session, on same day, all delegates were taken to Jupiter Hospital, Thane. I demonstrated ulnar nerve decompression and nerve biopsy as well as complex elbow fracture. Then we had discussion on management of wrist and hand fractures.

On November 10 at Rajawadi Hospital, Ghatkopar, Dr. Hemant Patankar, showed good number of hand surgeries like fractures, tendon release, contracture release and local flaps & ligament reconstruction etc.

On November 11, I showed cases like trigger release, crush injury of hand, deformity correction, and fractures in hand at Pinnacle Orthocentre, Thane.

Overall, all delegates and faculty were very much satisfied during the whole week and appreciated our efforts, team management and constant accompaniment with them at all centers during the course. We had demonstration of 31



live surgeries.

We thank all faculty, team of Vama Events & Bombay Orthopaedic Society for making this course a great successful event. We thank management of all hospitals for allowing all delegates to observe surgeries in operation theatre.

Dr. Parag Bharatkumar Lad



MINIMAL INVASIVE SPINE SURGERY COURSE

Convener : Dr. Vishal Kundnani
Co-Conveners : Dr. Harshad Sonawane & Dr. Dheeraj Sonawane
Venue : J. J. Hospital, Bombay Hospital, Mumbai
Dates : November 11 - 12, 2017
Delegates : 23 / 30

Bombay Orthopaedic Society organised the Minimal Invasive Spine Surgery Course for the first time with a two-day course including a comprehensive learning module. BOS MISS 2017 course was planned to enhance the learning experience in various minimal invasive spine surgery procedures and understand the basics and principles of various aspects of minimal invasive spine surgery including microscopic and endoscopic spine surgery. The course was organised on November 11 & 12, 2017 at Sir J. J. Hospital and GMC on day one and at Bombay Hospital & MRC, Mumbai on day two.

A. The course was organised to involve a comprehensive learning module including:

1. Symposium and didactic lectures on principles and philosophy of minimal invasive spine surgery - Module 1: Microscopic spine surgery & Module 2: Endoscopic spine surgery.
2. Cadaveric course with technical tips and tricks and hands-on experience - On all aspects of minimal invasive decompression and percutaneous fixation techniques, micro-endoscopic techniques.
Endoscopic techniques
Percutaneous instrumentation techniques
Cadaveric Course done at J. J. Hospital, Mumbai
3. **Live surgery:** Seven live surgeries including the whole spectrum of endoscopic and microscopic procedures performed by the stalwarts of the field was relayed live to the delegates with interactive discussion by the masters on one-to-one basis. Live surgery done at Bombay Hospital, Mumbai.
4. **Video surgery:** Module on how I do it and tips and tricks on various cervical and lumbar minimal invasive spine surgeries.
5. Roadshow on various instruments and implants of minimal invasive microscopic and endoscopic surgeries with live hands-on experience on the instruments and implants and awareness about newer technologies.

B. The course was attended by 26 delegates from various corners of the country. The course was oversubscribed and we had to refuse the registrations to maintain the quality and standards of CME and cadaveric hands-on course. We had delegates registering from Sri Lanka, Nepal, Bhutan and Bangladesh apart from far flung parts of country.

C. Faculty from Bombay Orthopaedic Society also a part of Bombay Spine Society made this course very interesting and interactive. Outstation faculty from Delhi, Bangalore and Pune were also a part of this course and added



flavours to the learning on various facets of minimal invasive spine surgery.

The first BOS MISS course was a super success and was well appreciated and won accolades of all the delegates. Maintaining the standard of the BOS, the course kept to the promise of being unique in academic content, audiovisual facilities, hospitality of delegates and best interactive learning environment.

Delegates left with a promise of joining back every year for continued learning.

Dr. Vishal Kundnani

—  —

THESIS WRITING FOR POST GRADUATES IN HEALTH SCIENCES

Convener : Dr. A. J. Thakur
Co-Convener : Dr. Jairam Jagiasi
Venue : R. N. Cooper Hospital, Mumbai
Date : November 12, 2017
Delegates : 34 / 50

Thesis writing for PGs in health sciences was organised for the first time by BOS. It was held at R. N. Cooper Hospital, Juhu on November 12, 2017. 38 participants enrolled. Most of them were from DNB stream; MS / MD students were in low number as they receive instructions of such nature in their colleges affiliated to MUHS, Nashik. 7 participants were from other states. The list of the faculty and their topics they dealt is as below:

Dr. A. J. Thakur: Induction to thesis writing and formulating a research question, Structure of a thesis for MS & DNB-what to write and how - Part 1 and 2, and Hands-on exercises in medical writing

Dr. Ashok Shyam: Literature search on the web and library

Dr. Vijay D. Joshi (Anatomist): Reference in thesis, Ethical issues in research

Dr. Madhav Prasad (Gynaecologist): Figures in thesis writing

Dr. Lance Pinto (Respiratory physician): Handling data and statistics in thesis writing. Feedback forms show that the course was helpful to the attending PGs in DNB stream; a majority indicated that the cause should be continued in the coming years.

MMC granted two accreditation points.

Dr. A. J. Thakur

—  —

CEREBRAL PALSY AND GAIT COURSE

Convener : Dr. Chasanal Rathod
Co-Convener : Dr. Jaideep Dhamele
Venue : Jupiter Hospital, Surya Hospital, B. J. Wadia Hospital for Children, S. R. C. C. Children's Hospital
Dates : December 13 - 17, 2017
Delegates : 13 / 12

The BOS Cerebral Palsy and Gait Course was held between December 13 & 17, 2017 at various institutes known for Paediatric Orthopedics.



Total delegates registered were 13 (11 National and 2 from Bangladesh).

Total CME Credit Hours obtained: 4

All delegates were asked to share their experience about CP in their practice and what were their expectations with this course, through Google Docx form and accordingly the course topics and surgeries were planned out.

Day 1: Jupiter Hospital | Faculty: Dr. Taral Nagda, Dr. Chasanal Rathod, Dr. Jaideep Dhamele, Manasi Raut (Biomechanist), Prasanna Naik, Chaitrali Kale and Priyanka Vikhe (physiotherapists)

It was a long day which started at 8.00 am with basics of Cerebral Palsy, Examination of CP child, Group case discussion and Basics of Injection botulinum toxin and its use.

Post lunch, we had demonstration of Cases in the OT for Injection botulinum toxin. Total 3 cases of Cerebral palsy which were discussed in the pre-lunch session and examined by delegates, were given botox injections by various techniques.

5.00 pm - 9.00 pm: The delegates visited the 3D gait lab at Jupiter Hospital, and had interactive sessions about Normal gait cycle, 2D gait analysis and Gait patterns and how 3D gait analysis can improve management in CP.

Day 2: Surya Hospital | Faculty: Dr. Atul Bhaskar and Dr. Chasanal Rathod

The day started at 9.00 am with evaluation of CP child and the delegates focusing on decision making. The delegates scrubbed in for some cases and demonstration was done for Hamstring lengthening and transfer, Equinus correction, Calcaneal lengthening osteotomy for Planovalgoid feet. We had a great day with lots of interaction and participation.

Day 3: B. J. Wadia Hospital for Children | Faculty: Dr. Rujuta Mehta, Dr. Alaric Aroojis, Dr. Sandip Vaidya & Dr. Mandar Agashe

The day began at around 8:30 am with interactive session and case discussions followed by Live demonstration of Cases: Botulinum injection in lower limbs, Single event multilevel surgery, Upper extremity: tendon transfer, crouch correction: Femoral extension osteotomy and Patellar tendon advancement. The day concluded with techniques video and discussion.

Day 4: Jupiter Hospital | Faculty: Dr. Taral Nagda, Dr. Chasanal Rathod, Dr. Jaideep Dhamele & Dr. Sachin Kulkarni
We started the day at 7.00 am with an interactive breakfast session, followed by case discussion and subsequently demonstration of cases in the OT: Neuromuscular hip dislocation: Medial release, capsulotomy and Varus derotation osteotomy, Upper extremity: fractional lengthening and tendon transfers, Crouch correction: Femoral extension osteotomy, Supramalleolar tibial derotation osteotomy. Some edited videos and surgical steps of previously recorded surgeries were discussed.

Day 5: S. R. C. C. Children's Hospital - "CME on Lever arm disorders in CP"

This CME was open to everyone, a total 64 delegates were present at the auditorium and nearly 463 people were participating with the live webcast.

It was very well attended from all over the country and delegates from nearby Asian countries.

The overall feedback for the course from delegates was:

1. Excellent: by all delegates
2. Did the course change their practice: Yes by all
3. Will they recommend this course to others: Yes by all

Suggestions: To reduce the travel time of delegates - preferably 1-2 hospitals should be the venue.

Dr. Chasnal Rathod



BASIC ARTHROSCOPY COURSE

Convener : Dr. Sandeep Biraris
Co-Convener : Dr. Pradeep Nemade, Dr. Roshan Wade
Venue : Mumbai Port Trust Hospital, Wadala & K. E. M. Hospital, Mumbai
Dates : December 16 - 17, 2017
Delegates : 45 / 45

The course started on Friday, December 16, 2017 as scheduled. All delegates were registered and breakfast was served. This was followed by a small inauguration ceremony and lightening of the lamp was carried out by the dignitaries, Dr. Sanjay Dhar (Hon. Secretary, BOS), Dr. Amit Ajgaonkar (Vice-President, BOS), Dr. Sudhir Sharan (EC Member, BOS) Dr. Sandeep Biraris (Convener, BOS Basic Arthroscopy Course 2017), Dr. Roshan Wade and Dr. Pradip Nemade (Co-Conveners, BOS Basic Arthroscopy Course 2017), Mumbai Port Trust Hospital, CMO, Dr. A. Annadurai, Chief Anaesthetist Dr. Suvarna Tamaskar and Senior Arthroscopy surgeon and faculty Dr. Abhay Narvekar.

Dr. Dhar, Dr. Ajgaonkar and Dr. Sharan conveyed their best wishes for this course on behalf of BOS and congratulated Dr. Sandeep Biraris and Dr. A. Annadurai (CMO) for the arrangements of the course at the Mumbai Port Trust Hospital. Dr. Sandeep Biraris, Dr. Roshan Wade and Dr. Pradip Nemade welcomed all the delegates, faculties and dignitaries for the course. In the pre-lunch session Dr. Abhay Narvekar performed a live surgery of ACL reconstruction and Dr. Anant Joshi performed meniscal root repair live surgery. Everyone appreciated the surgeries. In between surgeries, various didactic lectures by eminent faculties and also hands-on optics and triangulation workshops were conducted. Following lunch, Dr. Roshan Wade performed arthroscopic rotator cuff repair live surgery. After that lectures, video techniques on common knee and shoulder pathologies were presented by the faculties. Following tea break, various workshops like dry bone model and knot tying workshop were conducted with one-to-one interaction between delegates and faculties. At 7:20 pm live webinar was presented by Dr. Jimmy Chow (Headley Orthopaedic Institute, Phoenix, USA) about biomechanics of knee, which lasted for about 40 minutes. Overall satisfaction of the delegates was very good. The day ended at 8:00 pm.

On Saturday, December 17, 2017, hands-on cadaveric workshop was conducted in the Department of Anatomy, Seth G. S. Medical College & Hospital, Parel. Breakfast was served in the morning. There were total 10 cadaveric arthroscopy stations (10 knees and 10 shoulders) with dedicated full time 2-3 faculty members for each station. Delegates were divided into two equal batches of shoulder and knee and cadavers were allotted. Delegates were allowed 3 hours on cadavers and then batches were shifted from knee to shoulder and vice-a-versa. During shifting break various basic talks were conducted by faculties and delegate's queries were answered and lunch was served. After shifting of batches, delegates were allowed to do hand-on training for another 3 hours with interaction with the faculties. Dr. Roshan Wade and Dr. Pradip Nemade did all the arrangements for cadaveric workshop at K. E. M. Hospital. Delegates and faculties appreciated the efforts taken by the organisers. Not to forget that residents of Mumbai Port Trust Hospital and K. E. M. Hospital who worked voluntarily, Anesthetists and OT staff at M. B. P. T. Hospital and Anatomy Department staff of K. E. M. and industry support for the logistics who worked endlessly to give their helping hand for this course. Feedback forms were collected and certificate distribution was done. The course was declared officially over at 4:00 pm.

Total registered delegates: : 45

Delegates attended: 42

Feedback forms submitted by: 38



Feedback given by delegates:

TOPIC	EXCELLENT	GOOD	FAIR	POOR
Communication	23	15		
Content	20	18		
Presentations	17	19	2	
Faculty	23	13	2	
Course Material	16	16	3	1
Venue	20	13	3	2
AV	19	11	2	
Catering	14	13	8	1
Value For Money	20	16	2	
Overall Rating	20	17	1	

Dr. Sandeep R. Biraris



FORTHCOMING COURSES OF 2017-2018

Shoulder Course

Convener : Dr. Roshan Wade
Co-Convener : Dr. Pradeep Nemade
Venue : K. E. M. Hospital. Mumbai
Dates : January 25 - 27, 2018



New Age Orthopod Course

Convener : Dr. Kaushik Kumar Dash
Co-Convener : Dr. Ankit Marfatia
Venue : J. J. Hospital, Mumbai
Date : January 28, 2018



Basic Ilizarov Course

Convener : Dr. Mangal Parihar
Co-Convener : Dr. Sangeet Gawhale
Venue : J. J. Hospital, Mumbai
Date : February 17 - 18, 2018



Osteotomies around the Paediatric and Adolescent Hip

Convener : Dr. Swapnil Keny
Co-Convener : Dr. Farokh Wadia
Venue : J. J. Hospital, Mumbai
Dates : March 10 - 11, 2018

BOS BOOK AWARD

This year Three Books were received for BOS Book Award Nomination.

Best Book was awarded to "**Tuberculosis of Bones, Joints and Spine: An Evidence Based Management Guide.**"

Chief Editor: Dr. Anil Jain. CBS Publishers and Distributors Pvt. Ltd.

Prize Money of Rs. 20,000 and Certificate was awarded.

BOS TREATISE AWARD

No Treatise was received for the award this year.

RECOGNITION OF PUBLICATIONS BY BOS MEMBERS

To encourage research, BOS felicitates the publications in peer reviewed International or National journals during the year. This year, following members submitted their publications and books for appreciation.

Dr. Sachin Tapasvi	Dr. K. Mohan Iyer
Dr. Arvind Kulkarni	Dr. Sameer Mansukhani
Dr. Sanesh Tuteja	Dr. Satyen Mehta

BOS BOOK OF PROTOCOLS

This book is the Brainchild of Dr. C. J. Thakkar. It is meant to standardise orthopaedic surgery protocols and checklists, so that our members and Orthopaedic surgeons in general can refer to it and provide a standard orthopaedic protocol for managing various orthopaedic surgeries. This is the first edition and will be constantly updated and improved.

BOS COOPER HOSPITAL LIBRARY PROJECT

This is Society's Library Project in collaboration with Cooper Hospital & H. B. T. Medical College, Juhu, Mumbai. The



Society regularly buys orthopaedic books which normal medical libraries do not purchase and gift them to medical college library.

The Society's library project in collaboration with Cooper Hospital & HBT medical college, Juhu, Mumbai is aimed to create a resource for the members and at a later stage for orthopaedic surgeons in India has taken roots and is growing. We are coming to the end of 3rd year of the project and we have so far procured 85+ books; the list is displayed on the website. Very notable is a resource book: Style manual for medical writing, an essential resource for all to publish in medical journals. The project has optimistic prospects to achieve its goals. I request the EC to increase the fund allotment by few percent to Rs.1,30,000/-. This will help in coping up with inflationary book prices.

Under this scheme all members can use the reading room facility of Cooper Hospital Library. We have negotiated lending facilities for our members with Cooper Librarian. Members are encouraged to approach Hon. Secretary for this resource. Please mention orthopaedic books you would like to be acquired under this project.

Dr. Anand J. Thakur

JCORTH (OFFICIAL BOS JOURNAL) REPORT

One year and three issues later, the confidence in Journal of Clinical Orthopaedics is building among the ortho academicians. This was a long-time dream project of Bombay Orthopaedic Society and with help from the BOS Executive and the editorial board of the journal, we have reached a major milestone this year. The journal is now indexed with Index Copernicus which is a recognised index by the Medical Council of India. The Index Copernicus value (ICV Value) of the journal for year 2016 is 49.45. This is an annual indexing value and we will be applying every year for the same. At the same time, Journal is submitted to more indexing bodies.

All three issues of Jcorth are online and are accessible as open access articles. This improves the visibility for our authors. In 2017 we interviewed two personalities, Dr. Sailendra Bhattacharya and Dr. S. M. Tuli, both legends in Indian Orthopaedics. The Jan - June 2017 issue had excellent review articles on changing scenarios in orthopaedics while the July - Dec 2017 issue had a symposium focussed on infections I orthopaedics. The routine feature of potpourri was included in both issues and covered recent advances in all specialities of orthopaedics. The Jan issue was online only issue, while 1500 print copies of July-Dec issue was distributed during WIROC 2017. The printing and online publication was totally supported by the Bombay Orthopaedic Society.

Since now our journal is Indexed as per MCI guidelines, we wish to invite more of our BOS members to submit to JCOrth. We also invite members to join us as reviewers for JCOrth. The registration for being reviewer is simple and is available online on the journal website. We again thank our authors, reviewers and editorial board members for helping us in improving the quality of JCOrth.

Dr. Nicholas Antao Dr. Ashok Shyam


BOS RESEARCH COMMITTEE REPORT

Research grant was approved and disbursal initiated for following Research project.

Title of the Project: Biomimetic Scaffold and Gel in the treatment of bone defects in Rabbits.

Dr. Sujata Aiyer, Associate Professor, KEM Hospital, Parel, Mumbai

The Project will be Joint effort between IIT Mumbai, Seth G. S. Medical College, Parel, Mumbai.



Project has been approved by the Research Committee of BOS, and has been sanctioned the research grant. First instalment of Rs. 3 Lakhs was released in December, 2017. Subsequent instalment would be released as per the work schedule requirement and filing of status report.

Research Committee members: Dr. C. J. Thakkar (President), Dr. Aseem Parekh (IPP), Dr. Amit Ajgaonkar (VP), Dr. Sanjay Dhar (Hon. Secretary), Dr. Rajesh Gandhi (Treasurer), Dr. Anand Thakur, Dr. Ajay Puri

REPORT OF ONLINE PORTALS OF BOMBAY ORTHOPAEDIC SOCIETY

We had a revamped Mobile Responsive website with a new design this year.

The main features of the upgraded website this year were:

- Calendar of events were put in a way where it could be synchronized easily with our phones and tab.
- For every course event Google maps link was put for easy directions to the venue of the course and the time table was being updated.
- Online registrations were streamlined and accepted for all courses on the BOS website.
- BOS Channel was Uploaded and setup in the Orthotvonline.com as a dedicated channel to BOS Activities.
- WIROC 2017 was webcasted live and approx. 2300 delegates from all over the world watched.

We upgraded the Mobile App of Bombay Orthopaedic Society called BOS – Bombay Orthopaedic Society App and is now available to download in the App Store for iPhone users and Play store for the Android phone users. The app is developed and completed and all BOS Events and E directory with Chat feature has been added this year. Also all the details and contacts of Executive Committee have been added and streamlined.

We Request all BOS Members to download the app from the below mentioned link <http://bit.ly/1L18JLE>

We also have a BOS Facebook page and Official Secretary Account for announcements through social media platform.

We would request all members to Like the page www.facebook.com/bombayorth to receive updates via Facebook.

We would like to thank Mr. Rajesh Menon (Creative Plus), our website designer and Mr. Tarun Lalan (Smart Humanoid Systems), our App Developer for their full co-operation and hard work.

Dr. Neeraj Bijlani
Webmaster

Dr. Swapnil Keny
Webmaster

MEDICO-LEGAL COMMITTEE

Three members approached this year for advice. They were helped in their matter in the court.

Dr. Sushil Sabnis

INDIAN ORTHOPAEDIC ASSOCIATION J&J INLAND FELLOWSHIP

BOS hosts IOA J&J fellows every year. This year also 4 inland fellows were sent by IOA for the same starting from January 1, 2016 to January 4, 2018.



Dr. Yasser S. Siddiqui (Aligarh), Dr. Sanjiv Kumar (Lucknow), Dr. Deepak Gautam (New Delhi) and Dr. Arun K. Sharma (Jaipur) arrived on January 1, 2018 morning. Accommodation was arranged at Dadar Catering College, Dadar, Mumbai from January 1 - 4, 2018.

Fellows attended various hospitals for Surgery and other clinical interactions with faculty.

Faculty which agreed to host these fellows were:

1. Dr. S. K. Srivastava / Dr. S. S. Mohanty - K. E. M. Hospital
2. Dr. Ashish Gulia & Dr. Ajay Puri - Tata Memorial Hospital
3. Dr. Jairam Jagiasi – H. B. T. Medical College & Cooper Hospital

Several operative procedures were demonstrated during their stay.

As I wind up my term, I feel proud to have served this organisation. I wish to thank all the well-wishers of BOS like Dr. Anand Thakur, Dr. Ram Chaddha, Dr. Aseem Parekh, Dr. Rajesh Gandhi, Dr. A. R. Karkhanis, Dr. Nicholas Antao, Dr. Neeraj Bijlani (to name a few) for their constant help and advice for last two years.

I am aware many more things were possible during my tenure, but I am sure I will continue to serve the organisation for many more years even without being in the Executive Council.

Regards

Dr. Sanjay Dhar
Hon. Secretary

BOS MEMBERSHIP

Sr. No	Name	Qualification	Recommended by	
			Recommended 1	Recommended 2
1	Dr. S. M. Ali S/o. Dr. S.I. Ali, C4 / 1070, Firdaus Colony, Akola 444 001. Tel. No. 9822484990 Email : drsmali123@gmail.com	MBBS, D. Ortho.	Dr. Sachin Kale	Dr. Sanjay Dhar
2	Dr. Rahul Sharad Jagtap E - 1 - 33, B - 3, Sector 10, Ekta Apartments, Phase - 2, Nerul (W), Navi Mumbai. Tel. No. 9867248727 Email : drrsjagtap@gmail.com	MBBS, D. Ortho.	Dr. Pramod Bhor	Dr. Sachin Kale
3	Dr. Suresh Bhikaram Choudhary Trinetra Building, B Wing, Block No. 401, Shivdham Complex, Ambernath 421 501. Tel. No. 9987544953 Email : drsc007@rediffmail.com	MBBS, D. Ortho.	Dr. Sachin Kale	Dr. Sanjay Dhar
4	Dr. Sanjay Siddheshwar Gadade 6, Kshitij Co. Housing Society, Sector 15 - A, Opp. CKT School, New Panvel, Dist Raigad 410 206. Tel. No. 9819826882 Email : sanjaysgadade@gmail.com	MBBS, D. Ortho.	Dr. Sachin Kale	Dr. Sanjay Dhar
5	Dr. Ramchandra Sukhlal Khandelwal 264/1, Saranagati Co. Op, Society Flank Road, Sion (E) Mumbai 400 022. Tel. No. 9892499162 Email : dr.rcsk@gmail.com	MBBS, MS Ortho.	Dr. Surendar Singh Bava	Dr. Sandeep Sonone
6	Dr. Sachin G. Gujarathi 702, Palai Lalit Kunj, Near Sahastrafana, Jain Temple, Maheshwari Udyan, Mumbai. Tel. No. 9869767588 Email : drsachinguj@gmail.com	MBBS, MS Ortho., DNB Ortho.	Dr. Sanjay Phadke	Dr. Shaligram Purohit
7	Dr. Sudhanshu Rakesh Vyas B-9, 101, Phase- 3, Poonam Nagar, Shanti Park, Mira Road (E), Thane 401 107. Tel. No. 9820466848 Email : sudhanshuvyas87@gmail.com	MBBS, MS Ortho.	Dr. Sanjay Dhar	Dr. Sudhir Sharan
8	Dr. Akshay Hemant Shah Z/A/37, D.G. Nagar, Diwanman, Vasai Road (W), Palghar 401 202. Tel. No. 9820869005 Email : aki1986@gmail.com	MBBS, MS Ortho.	Dr. Sanjay Dhar	Dr. Sudhir Sharan



9	Dr. Rahul Harivansh Gupta B-1303, Status Vihar, Plot No. 53 / 54, Sector 35 E, Kharghar, Navi Mumbai 410 210. Tel. No. 9874322919 Email : drrahulgupta23@gmail.com	MBBS, DNB Ortho.	Dr. Ravi Nayak	Dr. Gautam Zaveri
10	Dr. Imran Jan S.K. Colony Lazibal, Anantnag Jammu & Kashmir.192 101. Tel. No. 9103123345 Email : drimranjan@gmail.com	MBBS, DNB Ortho.	Dr. Ravi Nayak	Dr. Gautam Zaveri
11	Dr. Ankit Subhash Patel 304/ Mahalaxmi CHS, C.S. Road-4, Dahisar (E), Mumbai 400 068. Tel. No. 9099571067 Email : dr.ankit.p@gmail.com	MBBS, MS Ortho.	Dr. Vishal Kundnani	Dr. Arvind Kulkarni
12	Dr. Aashish Raosaheb Pathak Flat No. A / 404, Shri Durga Apartments, Plot 186, Sector 10, Sanpada, Navi Mumbai 400 705. Tel. No. 9320617840 Email : drashish.com@gmail.com	D. Ortho., DNB Ortho	Dr. Sanjay Dhar	Dr. Sachin Kale
13	Dr. Agnivesh Tikoo Flat No. 203, Building No. 20, NRI Complex, Phase I, Sector 54,56,58, Navi Mumbai 400 706. Tel. No. 022 - 33503350 Email : agniveshtikoo@gmail.com	MBBS, MS Ortho.	Dr. Ram Chaddha	Dr. Sanjay Dhar
14	Dr. Sonal Prahlad Bansal B 1 / 01, Plot No. 171, Sector 21, Mayuresh Bharat, RHCS, Nerul, Navi Mumbai 400 706. Tel. No. 9819898768 Email : drbansalsp@yahoo.com	D. Ortho.	Dr. Sanjay Dhar	Dr. Sachin Kale
15	Dr. Nitin Parmeshwarlal Jaiswal C/O Aditya Nair, 402, 4th Floor, Grit Height Society, Chembur, Mumbai 400 043. Tel. No. 7498639186 Email : dr.jaiswalnitin@gmail.com	MBBS, DNB Ortho.	Dr. Kiran M. Ladkat	Dr. Abhijeet Savadekar
16	Dr. Mukesh Agarwal B-1/702,703, Lok Bharti Complex, Marol, Andheri (E), Mumbai 400 059. Tel. No. 9820178149 Email : mohitagarwal1138@gmail.com	MBBS, D Ortho.	Dr. Pankaj D. Shah	Dr. Niranjana Rathod



- | | | | | |
|----|---|--------------------------------|-------------------------|--------------------------|
| 17 | Dr. Kapil Mohan
1503, Imperia, Mahavir, Millennium,
Near Vasant Vihar School,
Thane (W) 400 610.
Tel. No. 9821333512
Email : kapilmohan80@gmail.com | MBBS, MS Ortho.,
DNB Ortho. | Dr. Rajeev Pathak | Dr. Aditya Pathak |
| 18 | Dr. Yadwinder Singh
303, C. Wing, Rustomjee Elanza,
New link Road, Malad (W),
Mumbai 400 064.
Tel. No. 9901660044
Email : yadisgrewal@gmail.com | D. Ortho | Dr. Avinash Date | Dr. Manish Pruthi |
| 19 | Dr. Aditya Bhardwaj
27-C Sant Avenue, The Mall,
Amritsar, Punjab 143 001.
Tel. No. 9876118678
Email : dradityabhardwaj@gmail.com | MS Ortho. | Dr. D. D. Tanna | Dr. Sushrut
Babhulkar |
| 20 | Dr. Amit Laxman Malthane
702 F Wing, Prafulla Paradise
Opp., Kalyan Hospital,
Khadakpada, Kalyan (W), 421 301.
Tel. No. 9969565495
Email : dramitmalthane@gmail.com | MBBS, D. Ortho, | Dr. Mohan
Mahadik | Dr. Dilip Koparde |
| 21 | Dr. Raghu Shivanna Kodiganti
1-1966 A. Indane Gas Road,
Gandhinagar, Yemmiganur 518 360
Tel. No. 7799694887
Email : docraghuks@gmail.com | MBBS, D. Ortho. | Dr. Rahul Bagul | Dr. Achyuta
Prasad B. |
| 22 | Dr. Dhananjay Rasam Narahari
401- Sai Vishwas Solibty 127
Ram Maruti Road, Near Shivaji
Park Police Station, Dadar (W),
Mumbai 400 028.
Tel. No. 9158697362
Email : dnrasmam123@gmail.com | MBBS, DNB Ortho. | Dr. Shreedhar
Archik | Dr. Abhay
Narvekar |
| 23 | Dr. Anup Milind Khatri
1741/A- Ward, Ganesh Kuwd,
Sakoli Corner, Kolhapur 416 012.
Tel. No. 7738267724
Email : dranup.khatri@gmail.com | MBBS, DNB Ortho. | Dr. Shreedhar
Archik | Dr. Abhay
Narvekar |
| 24 | Dr. Chinmay Sahu
C/o Manmohan Sahu,
Basudev Nagar, 4th Lane ,
Khodasingi, Berhampur,
Odisha, 760 010
Tel. No. 9861156296
Email : drchinmay2009@gmail.com | MS Ortho. | Dr. K. R.
Mahapatra | Dr. Amrjit
Mohanty |



- | | | | | |
|----|---|--------------------------------|--------------------------|--------------------------|
| 25 | Dr. Sarang Santosh Patki
B 4 /8A, New India Sataff
Quarters, Juhu Lane,
Andheri (W), Mumbai 400 058.
Tel. No. 9004451027
Email : sar_pat97@rediffmail.com | MBBS, MS Ortho.,
DNB Ortho. | Dr. Swapnil Keny | Dr. Siddharth
Yadav |
| 26 | Dr. Pramod Dashrath Bhilare
18/322, B.P.T. Colony,
Tejas Nagar, Reynolds Road,
Wadala (E), Mumbai 400 037.
Tel. No. 9987964698
Email: pramod.bhilare@gmail.com | MBBS, MS Ortho.,
DNB Ortho. | Dr. Swapnil Keny | Dr. Siddharth
Yadav |
| 27 | Dr. Anand Uday Walavalkar
Anand Maternity & Nursing Home,
New Link Road, Near Dahisar Subway,
Dahisar (E), Mumbai 400 068.
Tel. No. 9820229422
Email : anand_walavalkar@yahoo.co.in | MBBS, MS Ortho. | Dr. Jayesh
Baviskar | Dr. Ashish
Agarwal |
| 28 | Dr. Pravin Popatrav Bande
1102, Building No 10,
Clover, Everest World CHS,
Dhokali, Kolshet Road, Thane (W)
Tel. No. 9769006311
Email : drpravinbande@gmail.com | MBBS, MS Ortho.,
DNB Ortho. | Dr. Swapnil Keny | Dr. Siddharth
Yadav |
| 29 | Dr. Pradhyumn Parmesh Rathi
Row House1, Shamail Complex,
Balaji Nagar, Bhayander West,
Thane 401 101.
Tel. No. 9223292727
Email : pradhyumnrathi@gmail.com | DNB Ortho. | Dr. Pranav Rathi | Dr. S. B. Servagod |
| 30 | Dr. Dinesh Raosaheb Shendarkar
Lokmanya Tilak Hospital,
(TMC Hospital), Opp Runwal Plaza,
Kores, Vartak Nagar
Thane (W) 400 606.
Tel. No. 9821849657
Email : dineshshendarkar@gmail.com | MBBS, D Ortho. | Dr. Krishna R.
Murthy | Dr. Sanjay M.
Gaikwad |
| 31 | Dr. Vaibhav Ganesh Thakur
Navin Vasahat Kumbhar Ali, Pen,
Raigad, Maharashtra 402 107.
Tel. No. 9420265943
Email : vaibhavthakurg@gmail.com | MBBS, D Ortho. | Dr. Vinayak
Samant | Dr. Jayanta Sarkar |
| 32 | Dr. Nirmal Dhananjay Patil
B 1304, Opp. Wadala Telephone
Exchange, Dadar (E),
Mumbai 400 012.
Tel. No. 8425892498
Email : nirmalpatil2008@gmail.com | MBBS, MS Ortho. | Dr. Jayesh
Baviskar | Dr. Rajendra
Phunde |



- | | | | | |
|----|--|---------------------------------|--------------------------------|---------------------|
| 33 | Dr. Abhishek Vinayak Patil
C/O, Dr. V.S. Ubarhande,
Navjivan Hospital, Suvarna
Nagar, Buldana 443 001.
Tel. No. 9823147955
Email : abhishepatil50.1987@gmail.com | MS Ortho | Dr. Shrikant Bhiva
Sarvagod | Dr. Ketan
Badani |
| 34 | Dr. Om Parshuram Patil
37, Mangal Shivaji Nagar,
Near Shivaji Nagar,
Yavatmal 445 001.
Tel. No. 9970530667
Email : omgadbaile@yahoo.co.in | MBBS, MS Ortho.,
FCPS Ortho. | Dr. Shrikant Bhiva
Sarvagod | Dr. Ketan
Badani |
| 35 | Dr. Mohit Madhubhai Patel
AA-07, Vrajbhumi Society,
Jaldhara Chokdi, New Colony,
GIOC, Ankleshwar, Bharuch,
Gujarat 393 002.
Tel. No. 9909257151
Email : mohitpatel.08@gmail.com | MBBS, MS Ortho. | Dr. Nagrani S. D. | Dr. Taral Nagda |
| 36 | Dr. Shaikh Faheem Abdulgani Quraishi
Mayuresh Housing Society,
Malegaon Road, Manmad 423 104.
Tel. No. 7758978285
Email : quraishifaheem@gmail.com | MBBS, DNB Ortho. | Dr. Ajay Bhansali | Dr. Sushant Tuse |
| 37 | Dr. Apratim Ram Gupta
3B-106, Dheeraj Upvan,
Off W.E. Highway, Borivali,
Mumbai 400 066.
Tel. No. 9324781177
Email : dr_apratimgupta@yahoo.co.in | MBBS, MS Ortho.,
D. Ortho. | Dr. Sunil Shetty | Dr. Samir Pilankar |
| 38 | Dr. Niranjan Ashok Saoji
Saoji Hospital, Tiwali Layout,
Barmhapuri, Dist Chandanpur.
Tel. No. 7387368028
Email : drsaojin@gmail.com | MBBS, MS Ortho.,
D. Ortho. | Dr. Ramesh Palkar | Dr. Pankaj Jindal |
| 39 | Dr. Zubin Mehta
Mehta Nursing Home, Dhangu
Road, Opp Power House,
Pathankot, Punjab 145 001.
Tel. No. 9779003546
Email : zubinmehta71@gmail.com | MS Ortho. | Dr. Mohan Desai | Dr. Roshan Wade |
| 40 | Dr. Utkarsha Joshi
Vineet Bungalow,
Opp. Dhanvantri Hospital,
Tilakwadi, Nashik 422 002.
Tel. No. 9422000416
Email : utkujoshi@gmail.com | MS Ortho.,
DNB Ortho. | Dr. Vijay Kakatkar | Dr. Yogesh Dhole |



41	Dr. Vighnesh Vishnupant Kadam Saphalya Hospital, Vasant Vihar Complex, Maruti Mandir, Ratnagiri Tel. No. 8087701846 Email : drkadamv@rediffmail.com	MBBS, D Ortho.	Dr. Milind S. Patwardhan	Dr. Nitin R. Chavan
42	Dr. Vikram Vijay Kakatkar Vinit Bungalow, opp. Dhanvantari Hospital, Tilakwadi, Nashik 422 002. Tel. No. 9881719257 Email : v_kakatkar@yahoo.co.in	MS Ortho	Dr. Vijay Kakatkar	Dr. Yogesh Dhole
43	Dr. Vinay Hiralal Patel A/1201, Rustomjee Royale Jaywant Sawant Road, Dahisar (W), Mumbai 400 068. Tel. No. 9699562266 Email : patelvinagh@gmail.com	DNB Ortho	Dr. Shreedhar Archik	Dr. Neelkanth Dhamnaskar
44	Dr. Vaibhav Ashok Bansod Room No G-1, RMO Quarters, Bdba Hospital, Kandivali (W) Mumbai 400 067. Tel. No. 9040807331 Email : vaibhavakki92@gmail.com	MBBS, MUHS, MS Ortho.	Dr. Shreedhar Archik	Dr. Dhananjay Rasam Narahari
45	Dr. Utkarsh Prabhakar Pawar 28, Tulshiram Nagar, Deopur, Dhule 424 002. Tel. No. 8554031169 Email : drpawarutkarsh@gmail.com	MS Ortho., MUHS	Dr. Pradeep Bhosale	Dr. Anil Karkhanis
46	Dr. Binoy Nikhil Shah 3, Lakhnoi Towers, Babunath Cross Road, Chowpatty, Mumbai 400 007. Tel. No. 9820797052 Email : drbinoyshah@gmail.com	MS Ortho., MUHS	Dr. Nikhil Shah	Dr. Sangeet Gawhale
47	Dr. Dhanish Vinod Mehendiratta B/107, Sheetal Plaza, CHSL, M.N. Road, Kurla (W), Mumbai 400 070. Tel. No. 8960599999 Email : drdhanish@orthodocs.in	MS Ortho	Dr. Harshad Argekar	Dr. Deepak T.
48	Dr. Pravin Kakasaheb Patil B-11/5, Everest Nagar, Beturkar Pada, Kalyan (W) 421 301, Thane Tel. No. 9702210874 Email : pkpmanunited@gmail.com	MBBS, DNB Ortho.	Dr. Shreedhar Archik	Dr. Neelkanth Dhamnaskar



49	Dr. Sidhant Satish Goyal Goyal Hospital & Research Centre, Devalgaon, Jalna 431 203. Tel. No. 7709881111 Email : drssgoyal@hotmail.com	MS Ortho	Dr. Prakash Sigedar	Dr. Gopal Satish
50	Dr. Sunil Krishna Bhusale Room No 1801, 18th Floor, Ug/Pg Hostel, KEM Hospital, Campus, Mumbai 400 012. Tel. No. 9819961634 Email : drsunilbhosale09@gmail.com	MBBS, MS Ortho.	Dr. Tushar Rathod	Dr. Sandeep Sonone
51	Dr. Shaunak Ramakant Patil Advanced Orthopadic Centre, Pasaydan Nr. TMC, Pachpakhadi, Thane (W) 400 602. Tel. No. 9403586100 Email : shaunak136@gmail.com	MS Ortho.	Dr. Subodh Mehta	Dr. Nagraj Shetty
52	Dr. Pranav Dinesh Shah 188/B Flat, No 9, 2nd Floor, Bhimrao Wadi, Thakurdwar Road, Mumbai 400 002. Tel. No. 9820130737 Email : shahpranav77@gmail.com	MS Ortho.	Dr. Pradip Nemade	Dr. Kumar Dussa
53	Dr. Anish Gregory Paul B-603, Priyanvadhya, Vaithara Nagar, Mulund (W), Mumbai 400 080. Tel. No. 7506088690 Email : dranishpaul@gmail.com	DNB Ortho.	Dr. Pradeep Bhosale	Dr. A.R. Karkhanis
54	Dr. Sanjay Prithviraj Singh 501, H14, Ahana CHS Press Engage, Mhada Colony, Pratiksha Nagar, Sion, Mumbai 400 077. Tel. No. 9820400404 Email : singssp@gmail.com	MBBS, MUHS	Dr. Hemant Shah	Dr. Hardik Ghundiyaal
55	Dr. Sunil Kumar Chaudhary Chaudhary Nursing Home, Bijnor Road Amroha, U.P. 244 221. Tel. No. 9997783677 Email : drskchaudhary21@gmail.com	MBBS, MS Ortho.	Dr. Sudhir Warriar	Dr. Piyush Gavai
56	Dr. Mithu Sooknundun Mahindar Royale Society, Pimpri Pune, B- Building Flat No B 301, Pin 411 018. Tel. No. 7046904998 Email : me2sookundun@gmail.com	MS Ortho.	Dr. Mridul Arora	Dr. Kumar Dussa



- | | | | | |
|----|---|-------------------------------|-------------------------|-------------------------|
| 57 | Dr. Sanjay Ashok Alle
B.D.D. 106, R.No 27,
S.S. Amritwar Marg,
Worli, Mumbai 4000 018.
Tel. No. 8655431103
Email : dr.sanjayalle@gmail.com | D. Ortho | Dr. Vikas Agashe | Dr. Phadke S.V. |
| 58 | Dr. Sachin Vishvanath Kamble
Quarter No. RB/MS/4/291/11,
Doctors Building, Dr.B.R.Ambedkar
Railway Hospital Campus,
Byculla (E),Mumbai 400 027.
Tel. No. 7738954090
Email : sachin_vk2001@yahoo.com | DNB Ortho.,
D Ortho. | Dr. Mihir Patel | Dr. Vijay L.
Sarukle |
| 59 | Dr. Aashish Babanrao Ghodke
Ci, Hari Om Apartment,Shikharewadi,
Nashik Road, Nashik 422 101.
Tel. No. 8551056738
Email : aashishghodke@gmail.com | M.B.B.S.,
M.S. Ortho, MUHS | Dr. Ram Chaddha | Dr. Sanjay Dhar |
| 60 | Dr. Pritesh Omprakash Agrawal
15, Old Power House,
Opp. Krishna Society, Jail Road,
Mehsana Gujarat 384 002.
Tel. No. 8390067576
Email : priteshagrawal629@gmail.com | M.B.B.S., MS Ortho. | Dr. Nadir Shah | Dr. Balu Sahane |
| 61 | Dr. Anil Sangamesh Chandrapattan
Dr. Anil S. Chandrapattam, Gangamai,
Shivajinagar, Behind Shivshankar
Appartment, Miraj 416 410.
Tel. No. 9890933003
Email : dranilchandrapattam@gmail.com | MS Ortho. | Dr. Rajendra
Butala | Dr. Kapil Lad |
| 62 | Dr. Vijay Raghunath Karande
A1/B-305, Shivrushti CHS,
Kharigaon, Kalwa, Thane 400 605.
Tel. No. 8097422052
Email : vijaykarande1985@gmail.com | MBBS, DNB Ortho. | Dr. Shreedhar
Archik | Dr. Vivek
Nikumbha |
| 63 | Dr. Rahul Rajeev Gadkari
A/302, Natasha Building,
Amrut Nagar, Ghatkopar (W),
Mumbai 400 086.
Tel. No. 9860992631
Email : drrahulgadkari@yahoo.com | DNB Ortho | Dr. Bhupal
Deokar | Dr. Pradip
Nemade |
| 64 | Dr. Sandeep Vitthal Gavhale
22, Trimurti Building No.3,
J.J. Hospital, Campus,
Byculla, Mumbai 400 008.
Tel. No. 9920852588
Email : dr.svgavhale@gmail.com | MBBS, MS Ortho. | Dr. Nadir Shah | Dr. Balu Sahane |



- | | | | | |
|----|---|-----------------|--------------------------|------------------------|
| 65 | Dr. Amrit Pal Singh
3 B2, Mohali (Sector),
Punjab 160 059.
Tel. No. 9814003842
Email : aps1688@yahoo.in | MBBS, MS Ortho. | Dr. Gurvinder
Singh | Dr. Ayaz Ali |
| 66 | Dr. Yash Santosh Wagh
A/303 25/26, 4Bungalows,
Andheri (W0, Mumbai 400 053.
Tel. No. 8668435103
Email : yashwagh281@gmail.com | D Ortho. | Dr. Naeem
Jagani | Dr. Sanjay
Agarwal |
| 67 | Dr. Tarundeep Singh
58 Patel, Chowk, Ranjit Hospital,
Jalandhar Punjab.
Tel. No. 9814817738
Email : drtarunorthorh@gmail.com | MBBS | Dr. Rajan
Sharma | Dr. Aditya
Bhardwaj |
| 68 | Dr. Saurabh Kohli
40 Den Avenue Phase II,
Jalandhar 144 001.
Tel. No. 9814649696
Email : saurabhkohli5655@gmail.com | MS Ortho | Dr. Vidyananda
Prabhu | Dr. Sandeep
Vaidya |
| 69 | Dr. Aseem Kapila
H.No470, Sangat Road,
Civil Linec, Ludhiana
Punjab 141 001.
Tel. No. 9914097999
Email : draseemkapila@hotmail.com | MS Ortho | Dr. Sanjay Garude | Dr. S. S. Bava |
| 70 | Dr. Punit
Dr. Punit, T S/o Sri Keshwa Nand,
H.No. 22364B, Street 3, Shant Nagar,
Bathinda (Punjab), 151 001.
Tel. No. 9779911356
Email : punit_tiwari28@yahoo.com | MS Ortho | Dr. Rajan Sharma | Dr. Aditya
Bhardwaj |
| 71 | Dr. Bipin Kumar Khedekar
Flat No.4, First Floor, Yashodhan
Building, Hanuman Road,
Cross Road,2 Vile Parle (E),
Mumbai 400 057.
Tel. No. 9833841054
Email : khedekarbipin@gmail.com | MBBS | Dr. Harshad Argekar | Dr. Jayesh
Baviskar |

ATTENDANCE RECORD OF EXECUTIVE COUNCIL MEMBERS



Name	Designation	Attendance
Dr. C. J. Thakkar	President	2
Dr. Aseem Parekh	Immediate Past President	0
Dr. Arvind Goregaonkar	President Elect	4
Dr. Amit Ajgaonkar	Vice President	3
Dr. Sanjay Dhar	Secretary	4
Dr. Rajesh Gandhi	Treasurer	4
Dr. Harshad Argekar	EC Member	4
Dr. Neeraj Bijlani	EC Member	4
Dr. Sanjay Garude	EC Member	3
Dr. Surendar Singh Bava	EC Member	4
Dr. Gautam Zaveri	EC Member	4
Dr. Sudhir Sharan	EC Member	3



MINUTES OF THE ANNUAL GENERAL BODY MEETING

MINUTES OF THE ANNUAL GENERAL BODY MEETING OF THE BOMBAY ORTHOPAEDIC SOCIETY HELD ON SUNDAY, JANUARY 22, 2017 AT GRAND HYATT HOTEL, KALINA, MUMBAI

The meeting was postponed for 30 minutes in view of lack of adequate quorum.

The BOS President, Dr. Aseem Parekh took the chair and called the meeting to order at 9.30 am. The meeting was attended by Life Members of the BOS as per register and the support staff for the event.

1. Apologies & Leave of Absence

Dr. V. T. Ingalhalikar, Dr. C. J. Thakkar, Dr. Rohan Habbu, Dr. Sudhir Warriar and Dr. L. N. Vora requested for leave of absence and were granted.

2. Condolences

No BOS member was known to have expired in last 1 year.

3. To confirm the minutes of AGM held on 2016

Minutes of the last meeting were confirmed and passed. Few pending issues like Trademark of WIROC will be taken up in 2017. Honorary Secretary, Dr. Sanjay Dhar apologized for not getting it done last year and promised that it would be done in 2017.

Dr. Ram Prabhoo and Dr. A. J. Thakur had raised a point regarding that reservations for posts in EC for non-institutional doctors was discussed in the EC and it was confirmed that there will be no reservation for Non-Institutional Candidates as adequate number of posts are held by non-institutional candidates.

AGM Minutes Proposed by Dr. A. J. Thakur and Seconded by Dr. A. R. Karkhanis.

4. Dr. Ram Chaddha (IPPV) was appointed as Election Officer, spoke and explained the whole process of Elections. For the position of President Elect, we had only one nomination Dr. Arvind Goregaonkar, thus was elected unopposed for position of President Elect.

For the position of Vice President, we had two nominations, but Dr. Naushad Hussain withdrew, thus Dr. Amit Ajgaonkar was elected unopposed as Vice President.

For EC, there were 6 Nominations

- Dr. Kumar Dussa: withdrew his nomination
- Dr. Ashish Gulia
- Dr. Sanjeev Jain
- Dr. Eknath Pawar
- Dr. Sudhir Sharan
- Dr. Gautam Zaveri

Out of the above mentioned 5, two were to be elected today after the election for the post of 3 years.

He explained about election process and rules.

Only Life Members can vote. Full Members and Associate Members cannot vote.

Dr. Ram Chaddha proposed the names of Dr. Prakash Samant and Dr. Swapnil Keny to officiate for conducting elections between 10:30 am to 12:30 pm.



5. President's Address: Dr. Aseem Parekh Delivered the presidential address.

My Dear Friends,

It was a very good year.

As we step into the next 50 years of our Society's existence, a new and vibrant atmosphere is pervading the BOS. BOS rocks!

I had written to you in my welcome address that I am fortunate to have a uniquely accomplished team as my EC.

I stand vindicated. They have outperformed themselves.

More about them soon.

Anyone who can justifiably lay claim to even a modicum of vision or intellect is likely to take the path less travelled, or, indeed make their own.

And that, my friends, is the only way one can change things, not change for its own sake, but for overall betterment.

Their initiative should be recognised, encouraged and applauded, not subjected to some pettifogging rules and regulations. Because when the game changes, so do the rules of the game. That is a given. I refer you to Magister Ludi.

And the game is changing, my friends, changing so quickly at times that if you blink you will miss a point.

I give you 2 quotes from Bob Dylan

*The times, they are a changing.

*Don't criticise what you don't understand.

The playing field has changed.

The nature of the players, their aspirations, their expectations have changed.

Their mindset has changed.

They will not be denied.

I was offered sage advice by a very senior member. How can I be progressive if I don't listen to others?

I listened, very carefully, attentively, introspective and was convinced that we HAD to provide for our members and participants/delegates.

A WIROC package was created.

A Master Series like never before.

Clinical meetings with teaching sessions, accredited.

Outreach programme was initiated.

Workshops to cater to widest possible requirements.

Go Green initiative was implemented.

Journal was launched.

All this took vision, planning and hard work.

I laud all of you who made this possible.

It is a waste of time arguing with a success story. The story is over. The writing is on the wall.

We are a not for profit organisation. If we make a profit out of any activity, we should spend it for our Society's betterment. Not stash the cash in a bank and earn interest. And if we do have some much money, why are we rambling around without an office? It is discussed in this forum every year. It is on the agenda today as well. Let's see what we can do.

It's time for acknowledgements.



I'd like to start with the EC, in no particular order.

Ram Chaddha, described as a genius by Organising Secretary Sandeep Sonone in the valedictory function of WIROC 2015. He has given insights, advice, support and reassurance throughout the year. His incisive approach cuts through the fairy tales and gets to the bare bones of the matter - and suggests a way to fix it. He has contributed in every endeavour this past year.

Sanjay Dhar, Secretary, a man of unimpeachable integrity, given to understatement, warm, caring and understanding. The motivator for the Outreach programme, Go Green and the journal.

Mohan Desai, dynamic VP, the force behind the Master Series and backbone for all the Society's events in KEM. He'll make a great President in time.

Roshan Wade and Arvind Kulkarni, full of ideas, enthusiasm and indefatigable energy, dedicated to present a ZARA HATKE WIROC. The accolades for this event poured in for weeks from delegates, participating faculty and from our trade partners.

Rajesh Gandhi, the controller of the purse strings, always affable, always cheerful, always positive - don't worry, ho jayega.

Harshad Argekar and Neeraj Bijlani for actively participating in all deliberations and providing valuable input. Harshad Argekar special mention for MMC interaction and Neeraj Bijlani for the Web.

Sanjay Garude and Surendar Singh Bava are well primed to enter their second year. Both are solid and strong minded behind their jovial exteriors. I'm sure they will do the Society proud.

And, in absentia, Chandu Thakkar, who only had to glare and scowl for me to grasp that something wasn't quite right. A very experienced man, I wish him well in his Presidential year.

I acknowledge all the members who served on various committees and members who actively participated in making the years events memorable.

I acknowledge all my senior colleagues who gave freely of their time and guidance, all of it good. ..you know who you are.

I acknowledge the contribution of Mr. Vikram Patwardhan and his team at VAMA.

I salute you all and thank you from the bottom of my heart.

May God, bless you.

6. Dr. Sanjay Dhar presented the Secretary's Report.

Dear BOS Members,

At the outset, I wish to thank all the members for allowing me the privilege of being the Secretary of this wonderful organisation.

Since the time, I joined and in-fact the only motive to join as secretary was to be, part of the legacy and pay back to the community which has contributed immensely to my growth.

My focus for these two years is to continue the good work of my predecessors, provide a platform for youngsters and ensuring Bombay Orthopaedic Society maintains the dominant position at the national orthopaedic scene.

At the beginning of year, the Executive council under the Presidency of Dr. Aseem Parekh, and with support of seniors like Dr. Ram Chaddha and Dr. C. J. Thakkar set an agenda, and contributed, in achieving small goals set up.

EC unanimously decided to go paperless, and send all the communications except Calendar of Events (COE), WIROC brochures, and Annual Report digitally hence forth. This would save costs and allow BOS to contribute



in the green initiatives of our country.

As our website www.bombayorth.org and our BOS App have been upgraded and made user friendly, the need for sending paper notices by mail was much less, and would in fact force people to use our website and app more regularly.

Meeting reminders, Online payments and notices about all the BOS activities are very prominently available on these digital modes.

Other good news is that BOS is now registered with Registrar of Societies thanks to the efforts of Dr. Anand Thakur and Dr. Rajesh Gandhi.

To improve the attendance of our clinical meetings and enhance our commitment to PG teaching as PG teaching remains a core activity for BOS, it was decided to extend the duration of clinical meetings by 2 hours, during which PG's would be tutored by senior faculty, with case presentations. EC decided to conduct this PG teaching after the regular 4 hours of clinical meeting.

This would serve the dual purpose of PG teaching and allow to get 2 MMC accreditation points for all the clinical meetings.

All the host institutes could provide working lunch during the clinical meetings.

As is the norm with clinical meetings that physical case presentation should be done, which makes it difficult for certain institutions to conduct academic meetings, EC initiated an academic Program BOS OUTREACH program, where academic meetings can be hosted by peripheral institutes, with case based presentations in digital format. First meeting was the conducted at Dr. D. Y. Patil Medical College, Nerul, Navi Mumbai on 18th September, 2016, and was attended by 89 Orthopaedic Surgeons.

Next program is scheduled to be held in Borivali in February 2017. We have also received applications from some institutes to conduct outreach meetings in 2017.

We propose to conduct 2 such events in a year in peripheral areas like Kalyan, Dombivali, Vasai, Virar etc.

It was decided by the EC that BOS should have its own official journal, which can showcase the research work and other academic activities of the members as well as non-members. Journal named "JOURNAL OF CLINICAL ORTHOPAEDICS" would be in both digital and printed form and will have two editions in a year.

Dr. Nicholas Antao with his great passion for publication was unanimously chosen as chief Editor for the current year.

A big team comprising of leading luminaries of orthopaedic world were included in the editorial board. First edition of this journal was released during WIROC 2016.

In an endeavour to encourage research amongst the members, BOS has ear marked funds for research grant. Last year Dr. Sujata Aiyer from KEM Hospital, Parel has applied for the grant.

Research committee comprising of President, Past President, Vice President, Secretary, Treasurer, Dr. Anand Thakur and Dr. Ajay Puri after much deliberations has technically approved the grant for the project. However, disbursement of the grant is awaited as Dr. Sujata Aiyer is in the process of submitting relevant documents.

As usual BOS, approved courses were conducted during the current year, and most of them were fully subscribed.

This year we introduced the Practice of Mentor ship, where Senior members designated as mentors would help in course designing and guidance.

This initiative is to take the help of seniors for these courses, using their expertise in the subject as well as adding



value to the courses. I obviously seek some discussion on this to consider the various viewpoints on this.

Dr. Sushil Sabnis applauded the Master Series conducted in KEM Hospital. The topics were good, well managed and well attended. The contribution of Dr. Mohan Desai and other faculty was highly appreciated.

The advantages of conducting at a central venue like KEM hospital were discussed in detail and conclusion was, that it is the prerogative of the Vice President and we should give him both the options of conducting all the series at one or different venues.

Dr. Jairam Jagiasi, Dr. Sushil Sabnis and Dr. Shrikrishna Dhone and Dr. Roshan Wade, Dr. Vikas Agashe offered their opinions Dr. Aseem Parekh concluded, that it should be Left for the Next EC to take a call as to how about going to Master Series.

Dr. Anil Karkhanis and Dr. Anand Thakur mentioned that it was Treatise to be taken only and not thesis to be advertised for annual Best Treatise Award (with body of work for 5-10 years).

Dr. Anil Karkhanis and Dr. Anand Thakur suggested that the Book Award should be for all India Doctors residing in India, not BOS members only. Dr. Ajay Puri Suggested that members of BOS Should be given preference in some way.

Dr. Sanjay Dhar suggested that as there are lots of publications in journals, some criteria should be established by which publication in highly acclaimed journals should be recognized. Dr. Rajesh Gandhi suggested the recognition of publications was originally for International Journals as there was no indexed Indian journal.

Dr. Anand Thakur suggested that Recognition of Publications and Book Chapters should be discontinued as there are too many publications and journal.

Dr. S. S. Mohanty suggested that Recognition of Publications to be done only for Pubmed Indexed Journals.

Dr. Ajay Puri suggested that Best Paper Award been given to Among the best papers for JCO and Awarded in the WIROC and Dr. Arvind Kulkarni Seconded that and the President suggested that EC to consider this proposal.

Dr. Anand Thakur suggested that the whole guidelines regarding this be discussed in EC and presented to AGM.

Dr. Anil Karkhanis, Dr. Anand Thakur and Dr. Mangal Parihar suggested that guidelines be formatted by the EC for giving the book regarding Multi-Author Book and should ideally be given to the Editor.

Dr. Rajesh Gandhi replied we have advertised that only a single author book or maximum 4 authors' book.

Dr. Arvind Kulkarni and Dr. Anil Karkhanis said that it is very difficult to write a book by a single person and award should be based on quality.

Dr. Aseem Parekh suggested that EC should formulate new guidelines

Proposed by Dr. Rajesh Gandhi

Seconded by Dr. Anand Thakur

7. Presentation of Treasurer Report

Dr. Rajesh Gandhi presented the Treasurers Report. Dr. Naushad Hussain and Dr. Raju Pathak suggested that WIROC Charges be reduced. It was discussed at length and due to increase in inflation, Banquet inclusion and Service Tax, the Current conference charges will stay the same.

Report was passed, proposed by Dr. S. S. Mohanty and seconded by Dr S. Dhar

8. Dr. Thakur presented the Audited Statement Accounts of the Year 2015-16. (Attached)

Proposed by Dr. Mohanty and seconded by Dr. Rajesh Gandhi

9. Appointment of Accountant: Ms. Gabhawala & sons are appointed as the Auditors



Proposed by Dr. Thakur and seconded by Dr. Rajesh Gandhi

10. Amendment in Constitution Proposed by Dr. Thakur

Treasurer should be Mandatory signatory for WIROC as well as BOS Account.

Dr. A. J. Thakur suggested that the Treasurer should not have held office of Secretary in the preceding 3 years at least, so as to avoid the conflict of interest.

Dr. Sandeep Sonone and Dr. Sunil Shahane opposed it and suggested that it should be Vice Versa that The Secretary and Treasurer should not leave and there should be a post of Secretary and Treasurer for three years where there can be one Secretary Elect.

Dr. Rajesh Gandhi suggested that the Secretary and Treasurer's posts are getting vacant at the same time and there is sudden loss of continuity, to avoid these situation, the secretary and treasurer's election should be held on different years. The modalities should be worked out by GBM accordingly.

Dr. Aseem Parekh suggested to appoint a special general body meeting for Amendment of Constitution regarding this matter.

11. Allocation of Clinical Meetings: The EC will decide the dates and finalization of Clinical Meetings.

Dr. Agashe had suggested that Photo ID be taken before a person can enter AGM.

12. To appoint Course Conveners for 2017-18

BOS Courses should be decided from the AGM.

- **Impetus Express:** Dr. Swapnil Keny
- **JCT PG Teaching Program:** Dr. Anil Karkhanis
- **Master Shares and Master Cares:** Vice President, Dr. Amit Ajgaonkar
- For courses where more than one application was received
- Dr. Mangal Parihar proposed authorize the EC to call the Course Conveners to make a presentation.

For courses where more than one application was received, voting was conducted and winner chosen as Course Convener.

- **Operative Fracture Course:** Dr. Sudhir Sharan
- **Illizarov and Deformity Basics:** Dr. Mangal Parihar
- **Basic Spine:** Dr. Tushar Rathod
- **Arthroplasty Course:** Dr. Mohan Desai
- **Advanced Arthroplasty Course:** Dr. Naushad Hussain
- **Cadaveric Flap Dissection Course:** Dr. Piyush Gavai
- **DaySchool:** Dr. Anand Thakur
- **Pediatric:** Dr. Mandar Agashe
- **Osteotomies around the Pediatric and Adolescent Hip:** Dr. Swapnil Keny
- **Basic Arthroscopy Course:** Dr. Sandeep Biraris
- **Advanced Arthroscopy Course:** Dr. Kumar Dussa
- **New Age Orthopod:** Dr. Kumar Kaushik Dash
- **CP Course:** Dr. Chasanal Rathod

- **JESS Course:** Dr. Ram Prabhoo
- **Hand Surgery:** Dr. Parag Lad
- **Orthopaedic Oncology Course:** Dr. Ashish Gulia
- **Pelvi Acetabular Course:** Dr. Shaligram Purohit
- **Shoulder Course:** Dr. Roshan Wade

New Courses for the year 2017-2018

- **Advanced Cervical Spine Course:** Dr. Sandeep Sonone
- **Minimally Invasive Spine Course:** Dr. Vishal Kundnani
- **Hip Preservation Surgery Course:** Dr. Sanjay Garude
- **Foundational Science for Fracture Fixation:** Dr. Anand Thakur (course for PGs only)
- **Thesis Writing for Post Graduates in Health Sciences:** Dr. Anand Thakur
- **Rehabilitation Management Course:** Not Approved as applicant is an Associate member

13. Nair Hospital was awarded the Best Clinical Meeting.
14. To reach out to peripheries of Greater Mumbai BOS Outreach Program, was approved. This would be a clinical meeting to be conducted in outskirts of greater Mumbai.
15. BOS Office Space: Dr. Sandeep Sonone proposed to get a BOS Office Space on a Rental Basis in a Central location. Dr. Rajesh Gandhi provided another view point, suggesting that maintenance and staff issues would make it difficult and not a worthwhile option.
Dr. Srivastava also suggested that BOS should move forward and take a small step. Dr. Ram Prabhoo also agreed for the same and suggested that on an experimental basis we can have it for 3 years. General Body should sanction Rs. 50,000 per month.
Dr. Vikas Agashe proposed that we should have a rented BOS Office Space and Dr. Sonone can come back with a final proposal within 3 months for a pilot project and this was approved by the majority.
16. BOS Journal of Clinical Orthopaedics introduced in 2016 will continue for 5 years on a 6-monthly basis. Journals will be kept open access online and print will be on demand and will be distributed during WIROC and the funds for the same will be from BOS.
17. BOS will go paperless, and all notices except, Calendar of Events (COE), WIROC Brochure and Annual Report will be sent by email only.
18. Dr. Neeraj Bijlani would continue as Webmaster and BOS App Manager.
19. WIROC 2016 – Organizing Secretary Report: Dr. Roshan Wade and Dr. Arvind Kulkarni presented the WIROC Report. 13 Pre-conference workshops, Cricket Match with Celebrity Cricketers and Arvind Kulkarni's Red Team won the Cricket Match.

Curved LED wall was used for the first time. Day 1 - 36 Live Surgeries were performed.

BOS Orthopaedic quiz was conducted.

Dr. Ashish Diwan presented the Katrak Oration. Mr. Anupam kher presented a motivational talk on Spine and Spineless. Day 3 – Cyclathon was conducted and Scientific Sessions were well appreciated. We thank the sponsors of WIROC 2016. The saving for BOS from WIROC 2016 is approximately Rs. 50 lakhs.

Dr. Karkhanis suggested that there should be more free papers.



20. WIROC 2017: Dr. Harshad Argekar and Dr. Neeraj Bijlani presented the Theme of the conference of WIROC 2017 and Venue.
21. Confirm Speakers for the Orations of WIROC 2017 and appoint Speakers for WIROC 2018.
Dr. R. J. Katrak Oration: Dr. Joe Dias
Dr. K. T. Dholakia Oration: Dr. Christopher Evans
Appoint Speakers for WIROC - 2018
Dr. S. R. Mukhi proposed by Dr Sushil Sabnis and seconded by Dr. Roshan Wade
Dr. Mangal Parihar proposed by Dr. Neeraj Bijlani and seconded by Dr. Karkhanis for WIROC 2019
Dr. K. T. Dholakia Oration
Dr. Duda for WIROC 2018 and Dr. Bishop standby for 2018 and confirmed for WIROC 2019.
22. Treasurer is appointed as Mandatory Signatory in WIROC Account.
23. Report on Research Projects: Dr. Sujata Aiyer has proposed and is passed by Research Committee and still awaiting final proposal for passing the grant.
24. Dr. Vikas Agashe presented the follow-up on BOS Osteoarticular TB Project and requested some amount be sanctioned 1 lac to be kept standby. Proposed by Dr. Ram Chaddha and seconded by Dr. Harshad Argekar.
25. Dr. Thakur Presented the BOS Library Project. He has suggested to raise the budget to 1.25 lacs. Proposed by Dr. Thakur and seconded by Dr. Rajesh Gandhi.
26. Dr. Rajesh Gandhi presented the Good Practices Guide Book for Secretary and Treasurer.
27. BOS New Members application: 95 members and 10 more members were ratified in the AGM. Any applicant who has sent only MBBS degrees should not be considered for life membership.
28. Dr. C. J. Thakkar presented the President Elect Address from New York as he was unable to attend in person.
29. OrthoTV info portal was launched with a dedicated BOS Channel.
30. Dr. Ram Chaddha announced the Election Results: Dr. Gautam Zaveri and Dr. Sudhir Sharan were elected as Executive Council Members.
The GBM welcomed the newly elected members & thanked outgoing members of the EC.
Dr. Sanjay Dhar ended the AGM with a vote of Thanks.



MINUTES OF THE EXTRA ORDINARY GBM

MINUTES OF THE EXTRA ORDINARY GBM HELD ON OCTOBER 8, 2017 AT WADIA CHILDREN'S HOSPITAL, MUMBAI

Agenda: Constitutional Amendments

Leave of Absence: Dr. C. J. Thakkar, Dr. Aseem Parekh

Venue: Wadia Children's Hospital, Parel

The meeting was chaired by Dr. Arvind Goregaonkar (President Elect) and Dr. Amit Ajgaonkar in the absence of Dr. C. J. Thakkar (President).

Dr. Roshan Wade objected to Special General Body Meeting being called in the absence of President.

Dr. Roshan Wade objected to the legality of the meeting as it was overlapping with Advanced Arthroscopy Course.

He also mentioned that many members haven't got the notice, although it was informed by Dr. Sanjay Dhar, Hon. Secretary that everyone was notified at least 1 month before through email.

Dr. Vikas Agashe commented that General Body can be conducted in the absence of President.

Dr. A. B. Goregaonkar as the Chairperson decided to conduct the meeting as sufficient notice was sent.

Proposal 1. (Dr. Satish Ugrankar)

Henceforth our society should be MUMBAI ORTHOPAEDIC SOCIETY (MOS).

There is a move by the Govt. to change the financial year to January 1 to December 31. We should keep that in mind for any future change.

Discussion was held, it was suggested that this change of name should have been proposed in AGM not SGBM. Proposal was put to vote and was decided by majority vote that no name change needed. Hence no change. This proposal hence was not passed.

Proposal 2 (Dr. K. P. Pathak)

Reference page 2/18 (BOS Constitution)

The activities of the Bombay Orthopaedic Society shall be:

C.) To serve as an agency for safeguarding the interests of its members and that of patients at large, for the development of Orthopaedic Surgery for maximum benefit to their patients.

Would be easier and kinder on the eye and the mind of a non-medical reader. Nobody should get the idea that the BOS is only "an agency for safeguarding the interests of its members". Which may sound sinister and make BOS a kind of a closed community for serving only its members.

On the other hand, the suggested modification is not unduly submissive, does not dilute the aims of BOS in any way, and brings mankind at large within its ambit truthfully.

Dr. Pathak proposal was discussed in detail.

Dr. N. S. Laud and Dr. Vikas Agashe said that it was a very good proposal, as our Society is also interested in protecting the rights of patients.

Dr. Roshan Wade and Dr. N. Antao suggested that it could be interpreted differently by medicolegal lawyers. It was conveyed that our Society should focus on academic activities as patients have many forums to seek and safeguard their interest. Dr. Harshad and Dr. Rajesh Gandhi suggested that we need not emphasize about the interest of the patients.

Dr. Goregaonkar suggested that all of us have patient interest in mind, but there is no need to put it down in the constitution as it may be misused.



Voting was done and Dr. Pathak's suggested amendment was not passed.

Dr. Arvind Goregaonkar proposal was withdrawn by him voluntarily as it wasn't actually a constitutional change

Dr. Anand Thakur proposals

1. Proposed change

It is proposed that IPP's membership should be optional. An IPP may opt out of the obligations or may volunteer to continue in EC for one more year. If he opts to serve on EC, then he must attend EC meetings regularly, share some responsibilities and contribute to the Society business.

Dr. Ram Chaddha objected to the proposal as he mentioned that all along Past Presidents have contributed immensely to the Society activities.

Dr. Thakur mentioned that he was not suggesting barring, but if the IPP is not interested in the EC activities he may be given the option of exit.

Dr. Sandeep Sonone and Dr. Swapnil Keny objected to the above, as IPP do contribute to the EC and BOS activities always, hence no need to amend the present status.

Dr. Roshan Wade suggested the IPP is very important for the day-to-day activities of BOS and WIROC.

Dr. Anand Thakur withdrew the above proposal.

2. Election of Office Bearers and eligibility to various offices of BOS

Background

Present constitution de facto limits the number of members who could serve the high office of the President of the Society. This clause restricts the numbers of eligible members. In fact, every year only two members can become eligible as they become members of EC. This system is restrictive, eliminates competition and precludes participation of members whose careers blossom late. This is a disadvantage to the Society and to such members. The constitution may be amended to overcome this lacuna.

Dr. A. Thakur's proposal was that a direct entry to office of President / Vice President / Secretary / Treasurer may be allowed without need to be a Council Member first.

Dr. Roshan Wade and Dr. Vikas Agashe objected to the above proposal and emphasized the need to go through the current process of becoming the Executive Council Member first to make one eligible for various office bearer positions in the EC.

Dr. N. S. Laud suggested that this proposal needs a consideration, as you need to keep your doors open for good people, who can serve the society, but have not been members of EC.

Dr. A. Thakur withdrew the proposal for any change of criteria for the post of President, Vice President and Secretary.

Dr. Thakur wanted to discuss the proposal for change of criteria for Hon. Treasurer's post, to stay out of EC for 3 years.

Dr. Roshan and Dr. Sandeep Sonone questioned the need of amendment for Treasurer's post.

Dr. Rajesh Gandhi said the idea is to prevent overlooking the deficiencies and need to put a safeguard the whole process.

Dr. Mohan Desai said that it would be undemocratic to ban a person from contesting the post of Treasurer for 3 years.

Dr. L. N. Vora suggested that in fact Treasurer post should be for 3 years.

The Proposal was put to vote and not accepted by majority Vote.



3. Dr. Thakur's proposal for Submission of WIROC accounts should be submitted within 1 months.
Dr. Swapnil Keny said it was difficult as GST and other taxes are complicated and settling of accounts are time consuming.
Dr. Roshan Wade said that time given should be minimum 5-6 months.
Dr. Anand Thakur suggested that if 1 month is too short than let it be 3 months.
Dr. Neeraj Bijlani said that finalization may be done later but unaudited accounts may be submitted within 1-3 months.
It was finally agreed that unaudited accounts should be submitted within 1 month or before the.
Proposal was put to vote, and majority voted against the proposal.
Therefore, the proposal was not passed.
4. Dr. Thakur's proposal for changing of accounting date and financial year as per the Govt. regulation without calling AGM was passed unanimously.
5. Dr. Thakur's proposal regarding President duty should be taken over by President Elect instead of Vice President in the absence of President.
Dr. Anand Thakur suggested that hierarchically President Elect is senior to Vice President, so in the absence of President he should look after his duties.
Dr. Neeraj Bijlani and Dr. Amit Ajgaonkar asked then what will be the role of the Vice President. Dr. Sunil Shahane suggested an addendum in absence of both, the Vice President will take over.
It was passed unanimously.
6. Dr. Thakur's proposal that an 'Audit Committee' be formed to audit every aspect of the Society's function. The committee should oversee the academic activities (conduct of clinical meetings, WIROC, courses), financial activities (how money is collected and from whom, how it is spent specially in courses, WIROC), how it is parked (placement and tracking of deposits in assessable banks, its regular renewal, choice of schemes for deposits etc.), Society's general image (website, public image etc.) It is expected of the committee to advice the General Body to navigate Society's ongoing and future functioning.
Dr. Ram Chaddha objected that this is a new point and not a change of constitution.
Dr. L. N. Vora said that this is a constitutional amendment, not change so what is the harm in discussing this.
Dr. Goregaonkar also suggested since this is new proposal hence cannot be discussed now, but to be introduced in AGM.
It was finally concluded that this proposal should be submitted in AGM.
7. Dr. Thakur's proposal to introduce annual subscription.
Was discussed briefly, but consensus was that it isn't feasible at this stage.
Dr. Thakur withdrew the proposal.
Meeting was concluded and assembly dispersed for lunch.



President: Dr. C. J. Thakkar

Organising Secretary: Dr. Harshad Argekar, Dr. Neeraj Bijlani

WIROC 2017 was a unique event in many respects. The President had a very unconventional theme 'Perfection through Protocols' which was brought to fruition.

WIROC was held at The Grand Hyatt, Kalina after a gap of many years. Being in the heart of the city was convenient for many members making a very high attendance possible. The arrangements for the academic sessions & meals were without hitch. The audio visual experience was top class & no problems were encountered.

It was for the first time that we had delegates getting a chance to be Faculty sharing their disasters so that the members could learn something from their troubles. We had 2 sessions of 'Be the Faculty' & 15 delegates presented their experience. This session was well attended & had a very positive feedback from the seniors in the audience.

There was wide & active participation from the BOS members as organizers as well as Faculty. A lot of new & young orthopaedic surgeons were appointed as Faculty & Conveners giving them valuable experience for the future.

The State Association of Gujarat, The Gujarat Orthopaedic Association has a session for themselves which was very well attended & appreciated.

We had clubbed specialty sessions back to back on the same days, as a convenience for the attending faculty enabling interested delegates to attend the full session in large numbers.

For the first-time medico, legal scenarios were made interesting by introducing a 'Role Play' session in "Courtis Ki Kahani". This session blended academic information presented as infotainment. The session was a grand hit.

In addition to the 'KS Masalawala Best Paper', there were 4 other 'Free Papers' sessions from various specialties, a total of 32 papers were presented from a submission of 120 papers. The 'Young Surgeons & Veteran Surgeon Forum' made a comeback in 2017.

We had a total of 1163 + 62 spot registrations; a combined total of 1250 delegates. In addition, we had more than 150 faculty attending WIROC 2017.

The Katrak Oration was delivered by Dr. Joseph Dias from the UK on the topic of 'Scaphoid Fractures. Challenges in Decision Making'.


The K. T. Dholakia Lecture was delivered by Dr. Chris Evans from USA on the topic of 'Low & High Tech approaches to improving Bone Healing'.

The Talwalkar Symposium was convened by Dr. D. D. Tanna on the topic of "Failure of Locking Plates".

All super-specialties had got adequate coverage in academic time. Interesting sessions on 'Office issues', 'Orthopaedic Bullets', 'Arthroplasty Updates', 'Tech Savy Orthopod' were unique & popular. The 'Juxtaortho Quiz', conducted by Dr. Tushar Shah was another offbeat & infotaining event.

Entertainment was provided by our own Orthopaedic Colleagues on Friday evening & by a professional entertainer Ms. Shalmali Kholgade on Saturday.

The Jewel in the Crown of WIROC 2017 was the book "BOS Protocols 2017". A book conceived by Dr. C. J. Thakkar, edited & compiled by Dr. Harshad Argekar. The book is meant to set standards for the future of orthopaedic care by our members. The book is the culmination of 9 months of effort by a team of our members; we have given hard copies of this book to all the delegates of WIROC 2017. We are also in the process of sending a softcopy to all the members of the BOS Mailing List.



WIROC 2017 also honoured all the Conveners & Co-conveners of all BOS courses for the year 2016-17. It is through their efforts that BOS has won the Best District for Academic Activities Award by the Maharashtra Orthopaedic Association. During the inauguration, Dr. Bulchandani, Ex President of BOS was also honoured.

This year, on account of the GST rule & introduction of Price Control law, we have to report that the participation of industry was very poor. Thanks to the effort of Dr. Neeraj Bijlani & Dr. Rajesh Gandhi, & by economising expenses, we were able to show a very moderate surplus.

We, the organisers have made sincere efforts to make WIROC 2017 an academic success & the feedback given speaks that we have been largely successful. We hope the delegates found WIROC 2017 up to the standards set by the Bombay Orthopaedic Society.

Dr. Harshad Argekar
Organizing Secretary

Dr. Neeraj Bijlani
Organizing Secretary

REPORT OF HON. TREASURER



Dear Colleagues,

Season's greetings to all the members.

The accounts for the year 2016-17 are presented in the annual report.

I am glad to inform that BOS is now a registered society.

From last year onwards, we have our own pay portal and the online transactions are directly deposited in our account (This fact is mentioned as this was the goal last year).

BOS has decent reserves but not sufficient.

Our society finances are heavily dependent upon WIROC.

WIROC 2016 has filed profits of around 70 lakhs, I wish to congratulate Dr. Roshan and Dr. Arvind for that.

I wish to inform General Body that a final figure of profit cannot be mentioned here as there are still certain pending payments awaiting clearance as these bills were submitted as late as December 2017. **The Treasurer or the subsequent WIROC Secretaries were not informed about the pending bills and expected income due from any sponsors at the time of the transfer of the accounts to the present WIROC 2017 Secretaries.**

I would request the General Body to guide me about this matter, regarding the clearance of these pending bills.

As I am ending my tenure as Treasurer, I wish to propose certain changes in WIROC and other BOS activities, so that we avoid wastage and yet remain a vibrant conference.

My recommendations / proposals are:

1. I request the General Body to make Treasurer the mandatory signatory in all the accounts related to BOS, be it general BOS activities or WIROC activities (This was approved in Last GBM, but not followed in WIROC 2016).
2. The course dinner should be scrapped or should have cap on the expenditure.
3. The WIROC entertainment programme is getting too expensive to be continued, also during the entertainment lot of unsavoury incidents are taking place, they are not to the liking of many BOS seniors and other members, and are not in the spirit of BOS as academic body.
4. We should limit the expenditure on gifts doled out to registered delegates and faculty both at the courses and WIROC.
5. There should be an Audit of instruments / OT clothes / Batteries for the drill, or for that matter any instruments or equipment purchased for courses or live demo, as it is purchased with BOS money. **It should be preferably hired & not purchased.**
6. We have hurdles getting Income Tax exemption certificate from charity commissioner, I request all the members to help us out with suggestions / solutions to this problem.

Dr. Rajesh Gandhi

Hon. Treasurer





AUDITORS REPORT

Form No 3CB

[See rule 6G(1)(b)]

Audit report under section 44AB of the Income-Tax Act, 1961 in the case of a person referred to in clause (b) of sub-rule (1) of rule 6G

1. We have examined the balance sheet as on 31/03/2017, and the Profit and loss account for the period beginning from 01/04/2016 to ending on 31/03/2017, attached herewith of BOMBAY ORTHOPAEDIC SOCIETY, 4, ANMOL CHS, GROUND FLR., SAKHARAM KEER RD, SHIVAJI PARK, MAHIM, MUMBAI, MAHARASHTRA – 400 016. PAN: AAAAB0172F.
2. We certify that the balance sheet and the Profit and loss account are in agreement with the books of account maintained at the head office at 4, ANMOL CHS, GROUND FLR., SAKHARAM KEER RD, SHIVAJI PARK, MAHIM, MUMBAI, MAHARASHTRA – 400 016 and 0 branches.
3. (a) We report the following observations/comments/discrepancies/inconsistencies, if any:
(b) Subject to above -
 - (A) We have obtained all the information and explanations which, to the best of our knowledge and belief, were necessary for the purposes of the audit.
 - (B) In our opinion, proper books of account have been kept by the head office and branches of the assessee so far as appears from our examination of the books.
 - (C) In our opinion and to the best of our information and according to the explanations given to us, the said accounts, read with notes thereon, if any give a true and fair view : -
 - (i) in the case of the balance sheet, of the state of the affairs of the assessee as at 31st March, 2017 and
 - (ii) in the case of the Profit and loss account of the Profit of the assessee for the year ended on that date.
4. The statement of particulars required to be furnished under section 44AB is annexed herewith in Form No. 3CD.
5. In our opinion and to the best of our information and according to explanations given to us, the particulars given in the said Form No. 3CD are true and correct subject to following observations/qualifications, if any.

For **C. M. GABHAWALA & CO.**

Chartered Accountants

Biren Chandrakant Gabhawala

(Partner)

M. No. : 040496

FRN : 0102870W

42, Nanik Niwas, 30, Dr. D. D. Sathe Marg,
Girgaum, Mumbai – 400 004 Maharashtra

Date : 06/10/2017

Place : Mumbai



BOMBAY ORTHOPAEDIC SOCIETY

INCOME & EXPENDITURE FOR THE YEAR ENDED 31ST MARCH, 2017

EXPENDITURE	AMOUNT (2015-16)	AMOUNT (2016-17)	INCOME	AMOUNT (2015-16)	AMOUNT (2016-17)
To Audit Fees	50,000	50,000	By Course Fees	2,818,861	6,172,752
To Bank Charges	13,657	5,079	By Bank Interest	34,042	62,466
To Conference / Meeting Expenses	2,346,151	829,064	By FD Interest	663,376	535,115
To Course Expenses	3,217,104	3,452,485	By Interest on IT refund	45,140	48,180
To Gifts & Mementos	154,301	46,350	By Net Surplus of WIROC	709,496	6,134,165
To Postage & Telegram	262,230	320,930	By Income Tax refund	527,262	
To Printing & Stationery	1,437,117	740,999	By Sponsorship Fees	1,016,393	
To Professional Fees	268,000	193,000	By Stall booking - WIROC 2015	200,437	
To Travelling and Transport Charges	216,909		To Excess of expenditure over income	(2,932,145)	
To Conveyance		2,145			
To Car Hire Charges		2,440			
To Research Expenses	751,372	143,000			
To Depreciation	13,525	5,410			
To Interest on	24,341				
To Penalty on late filing of ST Return		26,651			
To Interest and late payment charges on TDS	27,832	5,369			
To Swach Bharat Cess		4,635			
To Excess of Income over expenditure		6,900,020			
To Interest on bank o/d	82,109				
To Other Expenses	82,504	502			
To provision for tax		224,600			
TOTAL	8,947,152	12,952,678		8,947,152	12,952,678

FOR C.M. GABHAWALA & CO.
FRN. 102870W

For BOMBAY ORTHOPAEDIC SOCIETY

BIREN C GABHAWALA
PARTNER
Mem No. 40496
Place: Mumbai
Date: 5th September, 2017

HON. SECRETARY/ TREASURER

Place: Mumbai
Date: 5th September, 2017

BOMBAY ORTHOPAEDIC SOCIETY

BALANCE SHEET AS AT 31ST MARCH, 2017

LIABILITIES	AMOUNT	AMOUNT	ASSETS	AMOUNT	AMOUNT
CAPITAL ACCOUNT			FIXED ASSETS		
LIFE MEMBERSHIP FUND	3,087,313		Computer	9,017	3,607
Add: Additions during the year	48,836	3,136,149	Less: Depreciation	(5,410)	
INCOME & EXPENDITURE A/C			INVESTMENTS		
Opening Balance	8,269,480		Accrued Interest on FD with Banks	1,511,809	
Current Period	6,900,020	15,169,500	FD with Bank of Baroda	10,300,000	
CURRENT LIABILITIES			FD with State Bank of India	981,406	12,793,215
Audit Fees Payable	50,000		CURRENT ASSETS		
Service Tax payable	114,395		Debtors- BOS	54,465	
Creditor- Wiroc	180,344	344,739	Service Tax Input Credit	358,730	
			Taxes for AY 17-18 net of provision	1,034,942	1,448,137
			CASH & BANK BALANCES		
			Bank Accounts-Bank of Baroda	696,106	
			Cash on Hand - BOS	33,536	
			Cash on Hand - WIROC	2,297	
			Bank of Maharashtra - WIROC	3,673,490	4,405,429
TOTAL		18,650,388	TOTAL		18,650,388

FOR C.M.GABHAWALA & CO.
FRN. 102870W

BIREN C. GABHAWALA
PARTNER
Mem No. 40496
Place : Mumbai
Dated : 5th September 2017
Kdoc : 89633

For BOMBAY ORTHOPAEDIC SOCIETY

HON. SECRETARY/TREASURER

Place : Mumbai
Dated : 5th September 2017



WIROC 2016

INCOME AND EXPENDITURE FOR THE YEAR ENDED 31ST MARCH, 2017

EXPENDITURE	AMOUNT		INCOME	AMOUNT	
	(2015-16)	(2016-17)		(2015-16)	(2016-17)
To Bank Charges	1,234	4,214	By Course Fees	14,654,002	9,928,165
To Event & Banquet Expenses	12,736,978		By Stall Bookings	20,695,633	28,192,128
To Entertainment	1,600,000	3,545,550	By sponsorship fees	1,779,965	
To Course expenses	18,163,967	4,213,959	By Interest on FD	71,779	
To Gifts & Mementos	1,697,386	4,179,656			
To Donations	54,650				
To Postage & Courier	129,906	304,099			
To Printing & Stationery	1,060,359				
To Travelling Expenses	1,04,205	121,148			
To Professional Fees	550,000	1,203,750			
To Conference Expenses	157,844	18,284,920			
To Swachh Bharat Cess Expense		88,602			
To Bad Debts		40,230			
To Excess of income over expenditure	709,496	6,134,165			
To Income tax	224,577				
To Conveyance Expenses	6,840				
To Interest on Late	3,937				
TOTAL	37,201,379	38,120,293		37,201,379	38,120,293

FOR C.M. GABHAWALA & CO.
FRN. 102870W

For BOMBAY ORTHOPAEDIC SOCIETY

BIREN C GABHAWALA
PARTNER
Mem No. 40496
Place: Mumbai
Date: 5th September 2017

HON. SECRETARY/ TREASURER

Place: Mumbai
Date: 5th September 2017

The accounts of the WIROC 2016 which are displayed are up to 31st March, 2017 only. THESE ARE NOT FINAL AUDITED ACCOUNTS of WIROC 2016. It does not mention the transactions carried out after 31st March, 2017. The FINAL audited account of the WIROC 2016 will be presented in the next year's accounts and balance sheet, as all the transactions are not yet completed.

WIROC 2016

BALANCE SHEET AS AT 31ST MARCH 2017

LIABILITIES	AMOUNT	AMOUNT	ASSETS	AMOUNT	AMOUNT
INCOME & EXPENDITURE A/C			CURRENT ASSETS		
Opening Balance	(1,585,133)		Service Tax Input Credit	358,730	
Current Period Surplus	6,134,165		Input Tax AY 2017-18	783,408	1,142,138
Add: Transferred	88,549	4,637,581	CASH & BANK BALANCES		
CURRENT LIABILITIES			Cash-in-hand	2,297	
Sundry Creditor	180,344	180,344	Bank Accounts	3,673,490	3,675,787
TOTAL		4,817,925	TOTAL		4,817,925

FOR C.M.GABHAWALA & CO.
FRN. 102870W

BIREN C. GABHAWALA
PARTNER
Mem No. 40496
Place : Mumbai
Dated : 5th September 2017

For WIROC 2016

HON. SECRETARY/TREASURER.

Place : Mumbai
Dated : 5th September 2017

The accounts of the WIROC 2016 which are displayed are up to 31st March, 2017 only.
THESE ARE NOT FINAL AUDITED ACCOUNTS OF WIROC 2016. It does not mention the transactions carried out after 31st March, 2017. The FINAL audited account of the WIROC 2016 will be presented in the next year's accounts and balance sheet, as all the transactions are not yet completed.



BOMBAY ORTHOPAEDIC SOCIETY

C/o Vama Events Pvt. Ltd.,
Office No. 4, Gr. Floor,
Anmol C. H. S., Sakharam Keer Road,
Parallel to L. J. Road,
Shivaji Park, Mumbai - 400 016
Tel.: + 91 22 2438 3498
Telefax: + 91 22 2438 3499